

BOX SCRAPERS

ECONOMY BOX SCRAPERS




THE **SUPERIOR** ECONOMY BOX SCRAPER AND BOX BLADES ARE DESIGNED FOR THOSE WHO NEED A LIGHT BUT DURABLE SCRAPER

MODEL#	DESCRIPTION	WEIGHT	LIST
BSL42	42" LIGHT BOX SCRAPER, 3 SHANKS, CAT I	275#	\$539
BSL42NS	42" LIGHT BOX SCRAPER, 0 SHANKS, CAT I	240#	\$428
BSL48	48" LIGHT BOX SCRAPER, 4 SHANKS, CAT I	290#	\$578
BSL48NS	48" LIGHT BOX SCRAPER, 0 SHANKS, CAT I	255#	\$508
CE##	REPLACEMENT CUTTING EDGE	9# PER FT	\$14 PER FT

SPECIFICATIONS	BSL42	BSL48	BB48	BB54	BB60	BB66	BB72
SHANKS	3	4	4	4	4	5	5
WORKING WIDTH	42"	48"	48"	54"	60"	66"	72"
OVERALL WIDTH	42 ½"	48 ½"	48 ½"	54 ½"	60 ½"	66 ½"	72 ½"
WEIGHT	275lbs	290lbs	300lbs	325lbs	350lbs	365lbs	385lbs
TAILBOARD	FIXED						
HITCH	CAT 1, 3-POINT, ASAE QUICK HITCH COMPATIBLE						
HP RATING	25HP MAX		40HP MAX				
CUTTING EDGE	1/2" x 6"						
SIDE PLATE	¼" X 16" X 22"		1/4" X 16" X 24"				
MAIN BEAM	4" X 4" X 1/4" SLOTTED TUBE						
MAST	1/2" X 15" X 5"						
MOLDBOARD	3/16" X 13 1/2"						

BOX BLADES



FEATURES:

SHANKS ARE HEAT TREATED WITH REPLACEABLE TIPS, TWO (2) SETTINGS WITH "L" PIN FOR QUICK MANUAL ADJUSTMENT

SIDE PLATES ARE CONTOURED TO INSURE SMOOTH, LEVEL PULL

ALL WELDED UNITS - NO ASSEMBLY REQUIRED

WE WILL POWDER COAT TO MATCH MOST COMMON TRACTOR COLORS AT NO ADDITIONAL CHARGE!

MODEL#	DESCRIPTION	WEIGHT	LIST
BB48	48" BOX BLADE, 4 SHANKS, CAT I	300#	\$575
BB54	54" BOX BLADE, 4 SHANKS, CAT I	325#	\$594
BB60	60" BOX BLADE, 4 SHANKS, CAT I	350#	\$659
BB66	66" BOX BLADE, 5 SHANKS, CAT I	365#	\$702
BB72	72" BOX BLADE, 5 SHANKS, CAT I	385#	\$736
CE##	REPLACEMENT CUTTING EDGE	9# PER FT	\$14 PER FT

OCT 2016 REVISION

BOX SCRAPERS

STANDARD BOX SCRAPERS



THESE **SUPERIOR** SCRAPERS LOOK GOOD AND WORK HARD! OUR BOX SCRAPERS ARE IDEAL FOR LANDSCAPING, GRADING, BACKFILLING, SCARIFYING, ROAD MAINTENANCE AND ALL YOUR GENERAL MATERIAL MOVING NEEDS.

SPECIFICATIONS	BS42	BS48	BS54	BS60	BS66	BS72	BS76	BS80	BS84	BS96
SHANKS	3	4	4	5	5	6	6	7	7	8
WORKING WIDTH	42"	48"	54"	60"	66"	72"	76"	80"	84"	96"
OVERALL WIDTH	42 1/2"	48 1/2"	54 1/2"	60 1/2"	66 1/2"	72 3/4"	76 3/4"	80 3/4"	84 3/4"	96 3/4"
WEIGHT MANUAL	360lbs	400lbs	430lbs	460lbs	500lbs	540lbs	565lbs	590lbs	620lbs	700lbs
WEIGHT RETRACTABLE	405lbs	425lbs	455lbs	475lbs	525lbs	575lbs	600lbs	630lbs	665lbs	750lbs
WEIGHT HYDRALIC	410lbs	430lbs	460lbs	480lbs	530lbs	580lbs	605lbs	635lbs	670lbs	755lbs
TAILBOARD	FIXED STANDARD, FLOATING OPTIONAL									
HITCH	CAT 1, 3-POINT, ASAE QUICK HITCH COMPATIBLE									
HP RATING	UP TO 40HP, 4WD OR 50HP, 2WD MAX									
CUTTING EDGE	2, 1/2" X 6" FRONT AND REAR, BOLT-ON, REVERSIBLE									
SIDE PLATE	1/4" X 18 1/2"									
MAIN BEAM	4" X 4" X 1/4"									
MAST	1/2" X 22" X 6"									
MOLDBOARD	1/4" X 15 1/2"									



SIDE PLATES EXTEND TO CONTAIN SOIL WHEN BACK-FILLING



SPECIAL HIGH STRENGTH SHANK POCKETS



ADJUSTABLE SHANKS WITH FOUR SETTINGS

FEATURES:

SHANKS HAVE FOUR HEIGHT SETTING WITH "L" PIN FOR QUICK ADJUSTMENT

THE MAIN BEAM IS SET HIGH TO PROVIDE A CLEAR UNOBSTRUCTED PULL THROUGH TO THE BACK PLATE

THE PLACEMENT OF THE SHANK BEHIND THE MAINBEAM ALLOWS FOR A CLOSER COUPLING OF THE SCRAPER TO THE TRACTOR FOR BETTER SCRAPER CONTROL AND ALSO ELIMINATES SHANKS HITTING TRACTOR TIRES

SHANK POCKETS PROVIDE STRENGTH AND SUPPORT

CONTOURED SIDE PLATES AND BACK PLATE DESIGN INSURES THE OPTIMAL ANGLE OF ATTACK TO INSURE A SMOOTH AND LEVEL PULL

SIDE PLATES ARE EXTENDED BEYOND THE MOLDBOARD TO HELP CONTAIN SOIL WHEN "BACK-FILLING"

SCRAPER IS A CLEAN MODERN DESIGN THAT JUST "LOOKS BETTER" ON TODAY'S MODERN TRACTORS.

SCRAPERS ARE ALL WELDED CONSTRUCTION-NO ASSEMBLY IS REQUIRED

WE WILL POWDER COAT TO MATCH MOST COMMON TRACTOR COLORS AT NO ADDITIONAL CHARGE!

BOX SCRAPERS

STANDARD BOX SCRAPERS



WHEN QUALITY AND UTILITY ARE NEEDED, THIS IS THE SCRAPER MOST PREFERRED. THIS DESIGN INSURES THE PROPER ANGLE OF ATTACK TO PROVIDE CORRECT MATERIAL CURL WITH A SMOOTH EFFICIENT PULL. OUR UNIQUE SHANK POCKETS ELIMINATE SHANK SLOT WEAR AND THE ALL WELDED DESIGN PROVIDES STRENGTH AND RELIABILITY.

STANDARD BOX SCRAPERS MANUAL

MODEL#	DESCRIPTION	WEIGHT	LIST	
BS42	42" BOX SCRAPER, 3 SHANKS, CAT I	360#	\$702	
BS48	48" BOX SCRAPER, 4 SHANKS, CAT I	400#	\$770	
BS54	54" BOX SCRAPER, 4 SHANKS, CAT I	430#	\$821	
BS60	60" BOX SCRAPER, 5 SHANKS, CAT I	460#	\$907	
BS66	66" BOX SCRAPER, 5 SHANKS, CAT I	500#	\$958	
BS72	72" BOX SCRAPER, 6 SHANKS, CAT I	540#	\$1,052	
BS76	76" BOX SCRAPER, 6 SHANKS, CAT I	565#	\$1,095	
BS80	80" BOX SCRAPER, 7 SHANKS, CAT I	590#	\$1,146	
BS84	84" BOX SCRAPER, 7 SHANKS, CAT I	620#	\$1,215	
BS96	96" BOX SCRAPER, 8 SHANKS, CAT I	700#	\$1,352	

STANDARD BOX SCRAPERS HYDRAULIC (CYLINDER INCLUDED)

MODEL#	DESCRIPTION	WEIGHT	LIST	
BS42H	42" HYDRAULIC BOX SCRAPER, 3 SHANKS, CAT I	410#	\$1,028	
BS48H	48" HYDRAULIC BOX SCRAPER, 4 SHANKS, CAT I	430#	\$1,104	
BS54H	54" HYDRAULIC BOX SCRAPER, 4 SHANKS, CAT I	460#	\$1,177	
BS60H	60" HYDRAULIC BOX SCRAPER, 5 SHANKS, CAT I	480#	\$1,287	
BS66H	66" HYDRAULIC BOX SCRAPER, 5 SHANKS, CAT I	530#	\$1,360	
BS72H	72" HYDRAULIC BOX SCRAPER, 6 SHANKS, CAT I	580#	\$1,472	
BS76H	76" HYDRAULIC BOX SCRAPER, 6 SHANKS, CAT I	605#	\$1,543	
BS80H	80" HYDRAULIC BOX SCRAPER, 7 SHANKS, CAT I	635#	\$1,574	
BS84H	84" HYDRAULIC BOX SCRAPER, 7 SHANKS, CAT I	670#	\$1,617	
BS96H	96" HYDRAULIC BOX SCRAPER, 8 SHANKS, CAT I	755#	\$1,728	

STANDARD BOX SCRAPERS MECHANICAL

MODEL#	DESCRIPTION	WEIGHT	LIST	
BS42R	42" MECHANICAL BOX SCRAPER, 3 SHANKS, CAT I	405#	\$907	
BS48R	48" MECHANICAL BOX SCRAPER, 4 SHANKS, CAT I	425#	\$984	
BS54R	54" MECHANICAL BOX SCRAPER, 4 SHANKS, CAT I	455#	\$1,027	
BS60R	60" MECHANICAL BOX SCRAPER, 5 SHANKS, CAT I	475#	\$1,129	
BS66R	66" MECHANICAL BOX SCRAPER, 5 SHANKS, CAT I	525#	\$1,181	
BS72R	72" MECHANICAL BOX SCRAPER, 6 SHANKS, CAT I	575#	\$1,292	
BS76R	76" MECHANICAL BOX SCRAPER, 6 SHANKS, CAT I	600#	\$1,352	
BS80R	80" MECHANICAL BOX SCRAPER, 7 SHANKS, CAT I	630#	\$1,386	
BS84R	84" MECHANICAL BOX SCRAPER, 7 SHANKS, CAT I	665#	\$1,454	
BS96R	96" MECHANICAL BOX SCRAPER, 8 SHANKS, CAT I	750#	\$1,626	

STANDARD BOX SCRAPERS OPTIONS

MODEL#	DESCRIPTION	WEIGHT	LIST	
BSH	HINGED REAR BACK FILL BLADE	35#	\$169	
C26	2 X 6' HYDRAULIC CYLINDER	20#	\$137	
HO78-2	7' X 8' BSH HOSE KIT	20#	\$120	
CE##	REPLACEMENT CUTTING EDGE	9# PER FT	\$14 PER FT	

OCT 2016 REVISION

BOX SCRAPERS

CORRAL SCRAPER



THE **SUPERIOR** CORRAL SCRAPER IS A PROVEN DESIGN FOR MOVING A LOT OF MATERIAL FAST. THE CORRAL SCRAPER IS DESIGNED FOR CLEAN-UP APPLICATIONS SUCH AS CORRALS, FEEDLOTS, ARENA, AND OTHER GENERAL APPLICATIONS.

MODEL#	DESCRIPTION	WEIGHT	LIST	
CS72	36 CU. FT., 72" CORRAL SCRAPER, CAT I or II	660#	\$1,129	
CS84	42 CU. FT., 84" CORRAL SCRAPER, CAT I or II	700#	\$1,198	
CS96	48 CU. FT., 96" CORRAL SCRAPER, CAT I or II	740#	\$1,283	
CS120	60 CU. FT., 120" CORRAL SCRAPER, CAT II or III	800#	\$1,497	
CS144	72 CU. FT., 144" CORRAL SCRAPER, CAT II and III	860#	\$1,598	
CS168	84 CU. FT., 168" CORRAL SCRAPER, CAT II and III	920#	\$1,750	
CE##	REPLACEMENT CUTTING EDGE	9# PER FT	\$14 PER FT	

FEATURES:


ALL WELDED UNITS - NO ASSEMBLY REQUIRED

WE WILL POWDER COAT TO MATCH MOST COMMON TRACTOR COLORS AT NO ADDITIONAL CHARGE!

SPECIFICATIONS	CS72	CS84	CS96	CS120
WORKING WIDTH	72"	84"	96"	120"
OVERALL WIDTH	72 3/4"	84 3/4"	96 3/4"	120 3/4"
WEIGHT	660lbs	700lbs	740lbs	800lbs
TAILBOARD	FIXED			
HITCH	CAT 1 OR CAT II, 3-POINT			CAT II OR CAT III, ASAE QUICK HITCH COMPATIBLE
HP RATING	UP TO 95HP MAX			
CUTTING EDGE	1, 1/2" X 6" FRONT, BOLT-ON, REVERSIBLE			
SIDE PLATE	3/8" X 24" X 36"			
MAIN BEAM	4" X 4" X 1/4"			
MAST	1/2" X 6" X 17 1/2" ALL WELDED			
MOLDBOARD	1/4" X 27 3/4"			

INDUSTRIAL BOX SCRAPERS

2C1 INDUSTRIAL BOX SCRAPERS



THE **SUPERIOR** 2C1 SERIES SCRAPERS ARE DESIGNED ESPECIALLY FOR SMALL COMPACT TRACTORS. AVAILABLE IN WIDTHS OF 42", 48", 54" & 60" FOR TRACTORS FROM 15 TO 40HP, 2 OR 4WD. AVAILABLE IN HYDRAULIC VERSION ONLY.

2C1 HYDRAULIC SCARIFIERS AND FIXED TAILBOARD (CYLINDER INCLUDED)

MODEL#	DESCRIPTION	WEIGHT	LIST	
2C1-42	HYDRAULIC SCRAPER 42" WIDTH, 4 SHANKS, CAT I	410#	\$1,626	
2C1-48	HYDRAULIC SCRAPER 48" WIDTH, 4 SHANKS, CAT I	445#	\$1,711	
2C1-54	HYDRAULIC SCRAPER 54" WIDTH, 5 SHANKS, CAT I	480#	\$1,780	
2C1-60	HYDRAULIC SCRAPER 60" WIDTH, 5 SHANKS, CAT I	520#	\$1,839	
CE##I	REPLACEMENT CUTTING EDGE	9# PER FT	\$14 PER FT	

2C1 HYDRAULIC SCARIFIERS AND FLOATING TAILBOARD (CYLINDER INCLUDED)

MODEL#	DESCRIPTION	WEIGHT	LIST	
2C1-42T	HYDRAULIC SCRAPER 42" WIDTH, 4 SHANKS, CAT I	430#	\$1,694	
2C1-48T	HYDRAULIC SCRAPER 48" WIDTH, 4 SHANKS, CAT I	465#	\$1,780	
2C1-54T	HYDRAULIC SCRAPER 54" WIDTH, 5 SHANKS, CAT I	500#	\$1,848	
2C1-60T	HYDRAULIC SCRAPER 60" WIDTH, 5 SHANKS, CAT I	540#	\$1,916	
CE##I	REPLACEMENT CUTTING EDGE	9# PER FT	\$14 PER FT	

FEATURES:

FIXED OR FLOATING TAILBOARD OPTION

HYDRAULIC VERSION INCLUDES CYLINDER

ALL WELDED UNITS - NO ASSEMBLY REQUIRED

WE WILL POWDER COAT TO MATCH MOST COMMON TRACTOR COLORS AT NO ADDITIONAL CHARGE!

SPECIFICATIONS	2C1-42	2C1-48	2C1-54	2C1-60
WORKING WIDTH	42"	48"	54"	60"
OVERALL WIDTH	42 1/2"	48 1/2"	54 1/2"	60 1/2"
APPROX WEIGHT	410lbs	445lbs	480lbs	520lbs
MAIN BEAM	4" x 4" x 1/4"			
MOLDBOARD HEIGHT	16 5/8"			
SIDEPLATES	18" X 28" X 1/4"			
HITCH	CAT I, 3-POINT ASAE QUICK HITCH COMPATIBLE			
CUTTING EDGE	1/2" X 6" HEAT TREATED, REVERSIBLE, BOLT-ON			

INDUSTRIAL BOX SCRAPERS

2C2 INDUSTRIAL BOX SCRAPERS



THE **SUPERIOR** 2C2 SERIES SCRAPERS ARE IDEAL FOR LANDSCAPE, TERRACE, BACK-FILL, SCARIFY, LEVEL OR GENERAL CLEAN-UP. AVAILABLE IN WIDTHS OF 60", 66", 72" & 76" FOR TRACTORS FROM 30 TO 60HP, 2 OR 4WD. AVAILABLE IN HYDRAULIC, MECHANICAL AND MANUAL VERSIONS.

2C2 HYDRAULIC SCARIFIERS AND FIXED TAILBOARD (CYLINDER INCLUDED)

MODEL#	DESCRIPTION	WEIGHT	LIST
2C2-60	HYDRAULIC SCRAPER 60" WIDTH, 5 SHANKS, CAT I	790#	\$2,259
2C2-66	HYDRAULIC SCRAPER 66" WIDTH, 6 SHANKS, CAT I	820#	\$2,327
2C2-72	HYDRAULIC SCRAPER 72" WIDTH, 7 SHANKS, CAT I	860#	\$2,413
2C2-76	HYDRAULIC SCRAPER 76" WIDTH, 7 SHANKS, CAT I	890#	\$2,481
CE##I	REPLACEMENT CUTTING EDGE	9# PER FT	\$14 PER FT

2C2 HYDRAULIC SCARIFIERS AND FLOATING TAILBOARD (CYLINDER INCLUDED)

MODEL#	DESCRIPTION	WEIGHT	LIST
2C2-60T	HYDRAULIC SCRAPER 60" WIDTH, 5 SHANKS, CAT I	765#	\$2,327
2C2-66T	HYDRAULIC SCRAPER 66" WIDTH, 6 SHANKS, CAT I	825#	\$2,396
2C2-72T	HYDRAULIC SCRAPER 72" WIDTH, 7 SHANKS, CAT I	855#	\$2,498
2C2-76T	HYDRAULIC SCRAPER 76" WIDTH, 7 SHANKS, CAT I	885#	\$2,601
CE##I	REPLACEMENT CUTTING EDGE	9# PER FT	\$14 PER FT

FEATURES:

FIXED OR FLOATING TAILBOARD OPTION

HYDRAULIC VERSION INCLUDES CYLINDER

ALL WELDED UNITS - NO ASSEMBLY REQUIRED

WE WILL POWDER COAT TO MATCH MOST COMMON TRACTOR COLORS AT NO ADDITIONAL CHARGE!

SPECIFICATIONS	2C2-60	2C2-66	2C2-72	2C2-76
WORKING WIDTH	60"	66"	72"	76"
OVERALL WIDTH	60 3/4"	66 3/4"	72 3/4"	76 3/4"
MAIN BEAM	4" x 4" x 3/8"			
MOLDBOARD HEIGHT	19 5/8"			
SIDEPLATES	3/8" X 21" X 33"			
HITCH	CAT I., 3-POINT ASAE QUICK HITCH COMPATIBLE			
CUTTING EDGE	1/2" X 6" HEAT TREATED, REVERSIBLE, BOLT-ON			
HP RATING	30-50HP, 2 OR 4WD			

INDUSTRIAL BOX SCRAPERS

2C2 INDUSTRIAL BOX SCRAPERS



THE **SUPERIOR** 2C2 SERIES SCRAPERS ARE IDEAL FOR LANDSCAPE, TERRACE, BACK-FILL, SCARIFY, LEVEL OR GENERAL CLEAN-UP. AVAILABLE IN WIDTHS OF 60", 66", 72" & 76" FOR TRACTORS FROM 30 TO 60HP, 2 OR 4WD. AVAILABLE IN HYDRAULIC, MECHANICAL AND MANUAL VERSIONS.

2C2 MANUAL SCARIFIERS AND FIXED TAILBOARD

MODEL#	DESCRIPTION	WEIGHT	LIST	
2C2-60M	MANUAL SCRAPER 60" WIDTH, 5 SHANKS, CAT I	616#	\$1,369	
2C2-66M	MANUAL SCRAPER 66" WIDTH, 5 SHANKS, CAT I	664#	\$1,420	
2C2-72M	MANUAL SCRAPER 72" WIDTH, 6 SHANKS, CAT I	683#	\$1,506	
2C2-76M	MANUAL SCRAPER 76" WIDTH, 6 SHANKS, CAT I	705#	\$1,574	
CE##I	REPLACEMENT CUTTING EDGE	9# PER FT	\$14 PER FT	

2C2 MANUAL SCARIFIERS AND FLOATING TAILBOARD

MODEL#	DESCRIPTION	WEIGHT	LIST	
2C2-60MT	MANUAL SCRAPER 60" WIDTH, 5 SHANKS, CAT I	611#	\$1,420	
2C2-66MT	MANUAL SCRAPER 66" WIDTH, 5 SHANKS, CAT I	654#	\$1,506	
2C2-72MT	MANUAL SCRAPER 72" WIDTH, 6 SHANKS, CAT I	678#	\$1,591	
2C2-76MT	MANUAL SCRAPER 76" WIDTH, 6 SHANKS, CAT I	700#	\$1,643	
CE##I	REPLACEMENT CUTTING EDGE	9# PER FT	\$14 PER FT	

2C2 MECHANICAL SCARIFIERS AND FIXED TAILBOARD

MODEL#	DESCRIPTION	WEIGHT	LIST	
2C2-60R	MECHANICAL SCRAPER 60" WIDTH, 5 SHANKS, CAT I	720#	\$1,643	
2C2-66R	MECHANICAL SCRAPER 66" WIDTH, 5 SHANKS, CAT I	760#	\$1,694	
2C2-72R	MECHANICAL SCRAPER 72" WIDTH, 5 SHANKS, CAT I	800#	\$1,762	
2C2-76R	MECHANICAL SCRAPER 76" WIDTH, 6 SHANKS, CAT I	830#	\$1,814	
CE##I	REPLACEMENT CUTTING EDGE	9# PER FT	\$14 PER FT	

2C2 MECHANICAL SCARIFIERS AND FLOATING TAILBOARD

MODEL#	DESCRIPTION	WEIGHT	LIST	
2C2-60RT	MECHANICAL SCRAPER 60" WIDTH, 5 SHANKS, CAT I	735#	\$1,694	
2C2-66RT	MECHANICAL SCRAPER 66" WIDTH, 5 SHANKS, CAT I	775#	\$1,745	
2C2-72RT	MECHANICAL SCRAPER 72" WIDTH, 5 SHANKS, CAT I	815#	\$1,814	
2C2-76RT	MECHANICAL SCRAPER 76" WIDTH, 6 SHANKS, CAT I	845#	\$1,865	
CE##I	REPLACEMENT CUTTING EDGE	9# PER FT	\$14 PER FT	

INDUSTRIAL BOX SCRAPERS

4C2 INDUSTRIAL BOX SCRAPERS



THE **SUPERIOR** 4C2 SERIES SCRAPERS ARE EXTREMELY RUGGED AND IDEAL FOR CONSTRUCTION SITE PREPARATION AND CLEAN-UP, TRENCH BACK-FILLING AND DEMANDING MATERIAL HANDLING. AVAILABLE IN HYDRAULIC, MANUAL AND LOW PROFILE VERSIONS.

SPECIFICATIONS	4C2-72	4C2-76	4C2-80	4C2-84
WORKING WIDTH	72"	76"	80"	84"
OVERALL WIDTH	73"	77"	81"	85"
MAIN BEAM	5" x 5" x 3/8"			
MOLDBOARD HEIGHT	26"			
SIDEPLATES	1/2" X 24" X 33"			
HITCH	CAT I OR CAT II, 3-POINT			
CUTTING EDGE	1/2" X 6" HEAT TREATED, REVERSIBLE, BOLT-ON			
HP RATING	50-70HP MAX, 2 OR 4WD			
SHANKS (HYDRAULIC)	8	8	8	8
SHANKS (MANUAL)	7	7	7	7
WEIGHT (HYDRAULIC)	1150lbs	1190lbs	1220lbs	1260lbs
WEIGHT (MANUAL)	750lbs	820lbs	890lbs	960lbs

4C2 LOW PROFILE HYDRAULIC SCARIFIERS AND FLOATING TAILBOARD (CYLINDER INCLUDED)

MODEL#	DESCRIPTION	WEIGHT	LIST	
4C2-72LP	HYDRAULIC SCRAPER 72" WIDTH, 8 SHANKS, CAT I OR II	1050#	\$3,251	
4C2-76LP	HYDRAULIC SCRAPER 76" WIDTH, 8 SHANKS, CAT I OR II	1085#	\$3,337	
4C2-80LP	HYDRAULIC SCRAPER 80" WIDTH, 8 SHANKS, CAT I OR II	1110#	\$3,422	
4C2-84LP	HYDRAULIC SCRAPER 84" WIDTH, 8 SHANKS, CAT I OR II	1155#	\$3,508	
CE##I	REPLACEMENT CUTTING EDGE	9# PER FT	\$14 PER FT	

*PLEASE SPECIFY CATEGORY I OR CATEGORY II WHEN ORDERING.

4C2 HIGH BACK HYDRAULIC SCARIFIERS AND FLOATING TAILBOARD (CYLINDER INCLUDED)

MODEL#	DESCRIPTION	WEIGHT	LIST	
4C2-72	HYDRAULIC SCRAPER 72" WIDTH, 8 SHANKS, CAT I OR II	1150#	\$3,380	
4C2-76	HYDRAULIC SCRAPER 76" WIDTH, 8 SHANKS, CAT I OR II	1190#	\$3,465	
4C2-80	HYDRAULIC SCRAPER 80" WIDTH, 8 SHANKS, CAT I OR II	1220#	\$3,551	
4C2-84	HYDRAULIC SCRAPER 84" WIDTH, 8 SHANKS, CAT I OR II	1260#	\$3,636	
CE##I	REPLACEMENT CUTTING EDGE	9# PER FT	\$14 PER FT	

*PLEASE SPECIFY CATEGORY I OR CATEGORY II WHEN ORDERING.

INDUSTRIAL BOX SCRAPERS

4C2 INDUSTRIAL BOX SCRAPERS



FEATURES:

FLOATING TAILBOARD STANDARD

HYDRAULIC VERSION INCLUDES CYLINDER

ALL WELDED UNITS - NO ASSEMBLY REQUIRED

WE WILL POWDER COAT TO MATCH MOST COMMON TRACTOR COLORS AT NO ADDITIONAL CHARGE!

4C2 HIGH BACK MANUAL SCARIFIERS AND FLOATING TAILBOARD

MODEL#	DESCRIPTION	WEIGHT	LIST	
4C2-72M	MANUAL SCRAPER 72" WIDTH, 7 SHANKS, CAT I OR II	750#	\$2,190	
4C2-76M	MANUAL SCRAPER 76" WIDTH, 7 SHANKS, CAT I OR II	820#	\$2,259	
4C2-80M	MANUAL SCRAPER 80" WIDTH, 7 SHANKS, CAT I OR II	890#	\$2,327	
4C2-84M	MANUAL SCRAPER 84" WIDTH, 7 SHANKS, CAT I OR II	960#	\$2,396	
CE##I	REPLACEMENT CUTTING EDGE	9# PER FT	\$14 PER FT	

*PLEASE SPECIFY CATEGORY I OR CATEGORY II WHEN ORDERING.

4C4 INDUSTRIAL BOX SCRAPERS



THE **SUPERIOR** 4C4 SERIES SCRAPERS ARE EXTREMELY RUGGED AND IDEAL FOR CONSTRUCTION SITE PREPARATION AND CLEAN-UP, TRENCH BACK-FILLING AND DEMANDING MATERIAL HANDLING. AVAILABLE IN HYDRAULIC, MANUAL AND LOW PROFILE VERSIONS.

SPECIFICATIONS	4C4-72	4C4-76	4C4-80	4C4-84	4C4-88	4C4-96
WORKING WIDTH	72"	76"	80"	84"	88"	96"
OVERALL WIDTH	73"	77"	81"	85"	89"	97"
MAIN BEAM	5" x 5" x 3/8"					
MOLDBOARD HEIGHT	26"					
SIDEPLATES	1/2" X 24" X 36"					
HITCH	CAT I OR CAT II, 3-POINT					
CUTTING EDGE	1/2" X 6" HEAT TREATED, REVERSIBLE, BOLT-ON					
HP RATING	60-100HP MAX, 2 OR 4WD					
SHANKS (HYDRAULIC)	-	-	8	8	8	8
SHANKS (MANUAL)	7	7	7	7	7	7
WEIGHT (HYDRAULIC)	-	-	1340lbs	1400lbs	1470lbs	1540lbs
WEIGHT (MANUAL)	890lbs	960lbs	1030lbs	1100lbs	1170lbs	1240lbs

OCT 2016 REVISION

INDUSTRIAL BOX SCRAPERS

4C4 INDUSTRIAL BOX SCRAPERS



FEATURES:

FIXED TAILBOARD STANDARD

HYDRAULIC VERSION INCLUDES CYLINDER

ALL WELDED UNITS - NO ASSEMBLY REQUIRED

WE WILL POWDER COAT TO MATCH MOST COMMON TRACTOR COLORS AT NO ADDITIONAL CHARGE!

4C4 LOW PROFILE HYDRAULIC SCARIFIERS AND FIXED TAILBOARD (CYLINDER INCLUDED)

MODEL#	DESCRIPTION	WEIGHT	LIST	
4C4-76LP	HYDRAULIC SCRAPER 76" WIDTH, 8 SHANKS, CAT I OR II	1200#	\$3,465	
4C4-80LP	HYDRAULIC SCRAPER 80" WIDTH, 8 SHANKS, CAT I OR II	1230#	\$3,551	
4C4-84LP	HYDRAULIC SCRAPER 84" WIDTH, 8 SHANKS, CAT I OR II	1290#	\$3,636	
4C4-88LP	HYDRAULIC SCRAPER 88" WIDTH, 8 SHANKS, CAT I OR II	1350#	\$3,765	
CE##I	REPLACEMENT CUTTING EDGE	9# PER FT	\$14 PER FT	

*PLEASE SPECIFY CATEGORY I OR CATEGORY II WHEN ORDERING.

4C4 HIGH BACK HYDRAULIC SCARIFIERS AND FIXED TAILBOARD (CYLINDER INCLUDED)

4C4-80	HYDRAULIC SCRAPER 80" WIDTH, 8 SHANKS, CAT I OR II	1340#	\$3,636			
4C4-84	HYDRAULIC SCRAPER 84" WIDTH, 8 SHANKS, CAT I OR II	1400#	\$3,722			
4C4-88	HYDRAULIC SCRAPER 88" WIDTH, 8 SHANKS, CAT I OR II	1470#	\$3,807			
4C4-96	HYDRAULIC SCRAPER 96" WIDTH, 8 SHANKS, CAT I OR II	1540#	\$3,893			
CE##I	REPLACEMENT CUTTING EDGE	9# PER FT	\$14 PER FT			

*PLEASE SPECIFY CATEGORY I OR CATEGORY II WHEN ORDERING.

4C4 HIGH BACK MANUAL SCARIFIERS AND FIXED TAILBOARD

MODEL#	DESCRIPTION	WEIGHT	LIST	
4C4-72M	MANUAL SCRAPER 72" WIDTH, 7 SHANKS, CAT I OR II	890#	\$2,225	
4C4-76M	MANUAL SCRAPER 76" WIDTH, 7 SHANKS, CAT I OR II	960#	\$2,293	
4C4-80M	MANUAL SCRAPER 80" WIDTH, 7 SHANKS, CAT I OR II	1030#	\$2,361	
4C4-84M	MANUAL SCRAPER 84" WIDTH, 7 SHANKS, CAT I OR II	1100#	\$2,430	
4C4-88M	MANUAL SCRAPER 88" WIDTH, 7 SHANKS, CAT I OR II	1170#	\$2,498	
4C4-96M	MANUAL SCRAPER 96" WIDTH, 7 SHANKS, CAT I OR II	1240#	\$2,567	
CE##I	REPLACEMENT CUTTING EDGE	9# PER FT	\$14 PER FT	

*PLEASE SPECIFY CATEGORY I OR CATEGORY II WHEN ORDERING.

4C4 HEAVY DUTY HIGH BACK HYDRAULIC SCARIFIERS AND FIXED TAILBOARD (CYLINDER INCLUDED)

MODEL#	DESCRIPTION	WEIGHT	LIST	
4C4-84-8E	HYDRAULIC SCRAPER 84" WIDTH, 8 SHANKS, CAT I OR II	1540#	\$3,936	
4C4-88-8E	HYDRAULIC SCRAPER 88" WIDTH, 8 SHANKS, CAT I OR II	1640#	\$4,021	
4C4-96-8E	HYDRAULIC SCRAPER 96" WIDTH, 8 SHANKS, CAT I OR II	1740#	\$4,107	
CE##I	REPLACEMENT CUTTING EDGE	9# PER FT	\$14 PER FT	

*PLEASE SPECIFY CATEGORY I OR CATEGORY II WHEN ORDERING.

INDUSTRIAL BOX SCRAPERS

4C5 INDUSTRIAL BOX SCRAPERS



THE **SUPERIOR** 4C5 INDUSTRIAL BOX SCRAPER HAS A UNIQUE DESIGN THAT COMBINES THE RUGGEDNESS AND STRENGTH OF THE 4C4 HEAVY FIXED BACK PLATE WITH THE CONTROL OF THE 4C2 WITH FLOATING TAILBOARD.

TAILBOARD IN FIXED POSITION

THE TAILBOARD CAN BE QUICKLY LOCKED INTO THE FIXED POSITION PROVIDING THE STRENGTH REQUIRED FOR RUGGED PROJECTS AND MOVING HEAVY MATERIAL. THE FIXED TAILBOARD IS VERY EFFECTIVE FOR BACK FILLING PROJECTS WHERE STRENGTH IN THE BACK PLATE IS IMPORTANT.

TAILBOARD IN FLOATING POSITION

FLOATING TAILBOARD POSITION PREVENTS BUILD UP OF MATERIAL BETWEEN FRONT AND REAR CUTTING EDGES, ALLOWING MATERIAL TO PASS THROUGH ENSURING A CONSTANT AND SMOOTH PULL. THIS PASS THROUGH ACTION REDUCES SIDE PLATE WEAR, OPERATOR FATIGUE AND PROJECT TIME. THE FLOATING TAILBOARD POSITION IS EXCELLENT FOR FINISHING WORK AND TOP DRESSING PROJECTS.

4C5 LOW PROFILE HYDRAULIC SCARIFIERS AND FLOATING TAILBOARD (CYLINDER INCLUDED)

MODEL#	DESCRIPTION	WEIGHT	LIST	
4C5-80LP	HYDRAULIC SCRAPER 80" WIDTH, 8 SHANKS, CAT I OR II	1250#	\$3,765	
4C5-84LP	HYDRAULIC SCRAPER 84" WIDTH, 8 SHANKS, CAT I OR II	1310#	\$3,833	
4C5-88LP	HYDRAULIC SCRAPER 88" WIDTH, 8 SHANKS, CAT I OR II	1370#	\$3,901	
CE##I	REPLACEMENT CUTTING EDGE	9# PER FT	\$14 PER FT	

*PLEASE SPECIFY CATEGORY I OR CATEGORY II WHEN ORDERING.

SPECIFICATIONS	4C5-80	4C5-84	4C5-88	4C5-96
WORKING WIDTH	80"	84"	88"	96"
OVERALL WIDTH	81"	85"	89"	97"
MAIN BEAM	5" x 5" x 3/8"			
MOLDBOARD HEIGHT	26"			
SIDEPLATES	1/2" X 24" X 34"			
HITCH	CAT II, 3-POINT			
CUTTING EDGE	1/2" X 6" HEAT TREATED, REVERSIBLE, BOLT-ON			
HP RATING	65-115HP MAX, 2 OR 4WD			
SHANKS (HYDRAULIC)	8	8	8	8
SHANKS (MANUAL)	7	7	7	7
WEIGHT, APPROX	1350lbs	1410lbs	1470lbs	1550lbs

OCT 2016 REVISION

INDUSTRIAL BOX SCRAPERS

4C5 INDUSTRIAL BOX SCRAPERS



FEATURES:

TOOL TO REMOVE TAILBOARD LOCKING PINS AND BUILT UP DEBRIS

TOOL HOLDER FOR TOOL AND TAILBOARD LOCKING PINS WELDED ON MAST
BUTTERFLY STYLE BRACKET AT TOP AND BOTTOM OF SCARIFIER BEAM FOR
ADDED SHANK WEAR AND SUPPORT

HEAVY CLEVIS TYPE TAILBOARD LOCKING SYSTEM WITH 3/4" EASY TO
REMOVE PIN

BRACKETS WELDED TO THE FRONT BACK PLATE TO PROVIDE
REINFORCEMENT FOR FRONT CUTTING EDGE

1 3/8" HOOK WITH 3" BLOCK SHANK BAR

LOCKING SYSTEM

MAST WRAPS AROUND THREE SIDES OF MAIN BEAM

WE WILL POWDER COAT TO MATCH MOST COMMON TRACTOR COLORS AT NO
ADDITIONAL CHARGE!

4C5 HIGH BACK HYDRAULIC SCARIFIERS AND FLOATING TAILBOARD (CYLINDER INCLUDED)

MODEL#	DESCRIPTION	WEIGHT	LIST	
4C5-80	HYDRAULIC SCRAPER 80" WIDTH, 8 SHANKS, CAT I OR II	1350#	\$3,936	
4C5-84	HYDRAULIC SCRAPER 84" WIDTH, 8 SHANKS, CAT I OR II	1410#	\$4,021	
4C5-88	HYDRAULIC SCRAPER 88" WIDTH, 8 SHANKS, CAT I OR II	1470#	\$4,107	
4C5-96	HYDRAULIC SCRAPER 96" WIDTH, 8 SHANKS, CAT I OR II	1550#	\$4,192	
CE##I	REPLACEMENT CUTTING EDGE	9# PER FT	\$14 PER FT	

*PLEASE SPECIFY CATEGORY I OR CATEGORY II WHEN ORDERING.

4C5 HIGH BACK MANUAL SCARIFIERS AND FLOATING TAILBOARD

MODEL#	DESCRIPTION	WEIGHT	LIST	
4C5-80M	MANUAL SCRAPER 80" WIDTH, 7 SHANKS, CAT I OR II	1050#	\$2,567	
4C5-84M	MANUAL SCRAPER 84" WIDTH, 7 SHANKS, CAT I OR II	1110#	\$2,618	
4C5-88M	MANUAL SCRAPER 88" WIDTH, 7 SHANKS, CAT I OR II	1150#	\$2,669	
4C5-96M	MANUAL SCRAPER 96" WIDTH, 7 SHANKS, CAT I OR II	1220#	\$2,721	
CE##I	REPLACEMENT CUTTING EDGE	9# PER FT	\$14 PER FT	

*PLEASE SPECIFY CATEGORY I OR CATEGORY II WHEN ORDERING.

4C5 HEAVY DUTY HYDRAULIC SCARIFIERS AND FLOATING TAILBOARD (CYLINDER INCLUDED)

MODEL#	DESCRIPTION	WEIGHT	LIST	
4C5-84-8E	HYDRAULIC SCRAPER 84" WIDTH, 8 SHANKS, CAT I OR II	1540#	\$4,278	
4C5-88-8E	HYDRAULIC SCRAPER 88" WIDTH, 8 SHANKS, CAT I OR II	1640#	\$4,363	
4C5-96-8E	HYDRAULIC SCRAPER 96" WIDTH, 8 SHANKS, CAT I OR II	1740#	\$4,449	
CE##I	REPLACEMENT CUTTING EDGE	9# PER FT	\$14 PER FT	

*PLEASE SPECIFY CATEGORY I OR CATEGORY II WHEN ORDERING.

GRADING SCRAPERS

COMPACT GRADING SCRAPERS



THE **SUPERIOR** GRADING SCRAPERS ARE DESIGNED TO PERFORM MANY DIFFERENT TASKS, SUCH AS: LANDSCAPING, ROAD REPAIR, ARENA MAINTENANCE, ETC. MANY UNIQUE FEATURES ENABLE THE OPERATOR TO DO A NUMBER OF DIFFERENT TASKS. THESE UNITS ARE VERY EFFECTIVE TO LOOSEN, AERATE, AND SMOOTH THE SURFACE. WHEN REPAIRING ROADS THE UNIT MOVES MATERIAL FROM THE OUTER EDGE OF THE ROAD TO THE CENTER, ACHIEVING A SMOOTH FINISHED SURFACE. THE DEEP RIPPING SCARIFIER SHANKS WILL BREAK-UP THE TOUGHEST SOIL AND THE DUAL CUTTING BLADES CREATE A FLOW THROUGH CHURNING ACTION THAT WILL CUT OUT HIGH SPOTS, FILL HOLES AND MOVE MATERIAL.

COMPACT GRADING SCRAPER WITH MANUALLY ADJUSTED SHANKS

MODEL#	DESCRIPTION	WEIGHT	LIST	
GS4	4 FT. GRADING SCRAPER, 4 SHANKS, CATI	415#	\$856	
GS5	5 FT. GRADING SCRAPER, 4 SHANKS, CATI	460#	\$907	
GS6	6 FT. GRADING SCRAPER, 5 SHANKS, CATI	505#	\$992	
GS7	7 FT. GRADING SCRAPER, 7 SHANKS, CATI	550#	\$1,078	

COMPACT GRADING SCRAPER WITHOUT SHANKS

GS4-NS	4 FT. GRADING SCRAPER, NO SHANKS, CATI	385#	\$719	
GS5-NS	5 FT. GRADING SCRAPER, NO SHANKS, CATI	428#	\$770	
GS6-NS	6 FT. GRADING SCRAPER, NO SHANKS, CATI	465#	\$821	
GS7-NS	7 FT. GRADING SCRAPER, NO SHANKS, CATI	502#	\$890	
CE##	REPLACEMENT CUTTING EDGE	9# PER FT	\$14 PER FT	

FEATURES:

CLEVIS STYLE HITCH POINTS ARE CONSTRUCTED OF 1/2" PLATE

SHANKS ADJUST TO RIPPING AND STORAGE POSITION

HEAT TREATED SCARIFIER SHANKS WITH REPLACABLE POINTS

CUTTING EDGE BRACKET IS ADJUSTABLE WITH SETTINGS OF 0 TO 1 1/2" BELOW SIDE PANELS (PRESET AT 1/4")

FRONT CUTTING BLADE IS DESIGNED TO ADJUST LOWER THAN THE REAR BLADE TO COMPENSATE FOR ADDITIONAL WEAR

ALL WELDED UNITS - NO ASSEMBLY REQUIRED

WE WILL POWDER COAT TO MATCH MOST COMMON TRACTOR COLORS AT NO ADDITIONAL CHARGE!

SPECIFICATIONS	GS4	GS4-NS	GS5	GS5-NS	GS6	GS6-NS	GS7	GS7-NS
WORKING WIDTH	48"	48"	60"	60"	72"	72"	84"	84"
OVERALL WIDTH	52"	52"	64"	64"	76"	76"	88"	88"
MAIN BEAM	4" X 4" X 1/4" STEEL TUBING							
SIDEPLATES	1/4" X 23" X 62 1/2" WITH 1/4" X 2" REPLACEABLE SKID PLATES							
REAR SUPPORT BEAM	2" X 2" STEEL TUBING							
HITCH	CAT I, ASAE QUICK HITCH COMPATIBLE							
CUTTING EDGE	2, 1/2" X 6" HEAT TREATED, REVERSIBLE, BEVELED							
SHANKS	4	0	4	0	5	0	7	0
WEIGHT	415lbs	385lbs	460lbs	428lbs	505lbs	465lbs	550lbs	502lbs

OCT 2016 REVISION

GRADING SCRAPERS

INDUSTRIAL GRADING SCRAPERS



THE **SUPERIOR** INDUSTRIAL SCRAPERS ARE DESIGNED SIMILAR TO THE COMPACT GRADING SCRAPER, BUT IN A BIGGER HEAVIER FRAME. IT ALSO IS DESIGNED TO LOOSEN AND SMOOTH SURFACES. IT WILL TAKE DOWN HIGH SPOTS AND FILL IN LOW SPOTS WHILE MOVING DIRT FROM RIGHT TO LEFT WHICH MAKES IT REALLY HANDY ON GRAVEL DRIVEWAYS AND EVEN COUNTY ROADS.

INDUSTRIAL GRADING SCRAPER WITHOUT SHANKS

MODEL#	DESCRIPTION	WEIGHT	LIST
GSi7	7FT. INDUSTRIAL GRADING SCRAPER, CAT I OR II	820#	\$1,454
GSi7-SS	7FT. INDUSTRIAL GRADING SCRAPER, SKID STEER	830#	\$1,412
GSi8	8FT. INDUSTRIAL GRADING SCRAPER, CATII	860#	\$1,626
GSi10	10FT. INDUSTRIAL GRADING SCRAPER, CATII	1020#	\$1,797
GSi12	12FT. INDUSTRIAL GRADING SCRAPER. CATII	1140#	\$1,968

INDUSTRIAL GRADING SCRAPER WITH MANUALLY ADJUSTED SHANKS

MODEL#	DESCRIPTION	WEIGHT	LIST
GSi7-SK	7FT. INDUSTRIAL GRADING SCRAPER, 7 SHANKS, CAT I OR II	935#	\$1,797
GSi8-SK	8FT. INDUSTRIAL GRADING SCRAPER, 7 SHANKS, CATII	965#	\$1,848
GSi10-SK	10FT. INDUSTRIAL GRADING SCRAPER, 9 SHANKS, CATII	1155#	\$2,190
GSi12-SK	12FT. INDUSTRIAL GRADING SCRAPER, 9 SHANKS, CATII	1275#	\$2,481
CE##1	REPLACEMENT CUTTING EDGE	9# PER FT	\$14 PER FT

*PLEASE SPECIFY CATEGORY I OR CATEGORY II WHEN ORDERING.

FEATURES:

MAST IS 5/8" PLATE WITH 3" X 3" X 3/8" MAST SPACER

TOP LINK AND DRAW EARS ARE 3/4" PLATE

HEAT TREATED SCARIFIER SHANKS WITH REPLACABLE POINTS

CUTTING EDGE BRACKET IS ADJUSTABLE WITH SETTINGS OF 1" TO 1 1/2" BELOW SIDE PANELS (PRESET AT 1/4")

FRONT CUTTING BLADE IS DESIGNED TO ADJUST LOWER THAN THE REAR BLADE TO COMPENSATE FOR ADDITIONAL WEAR

ALL WELDED UNITS - NO ASSEMBLY REQUIRED

WE WILL POWDER COAT TO MATCH MOST COMMON TRACTOR COLORS AT NO ADDITIONAL CHARGE!

SPECIFICATIONS	GSi7	GSi7-SK	GSi7-SS	GSi8	GSi8-SK	GSi10	GSi10-SK	GSi12	GSi12-SK
WORKING WIDTH	84"	84"	84"	96"	96"	120"	96"	144"	96"
OVERALL WIDTH	89"	89"	89"	101"	101"	125"	101"	149"	101"
MAIN BEAM	5" X 5" X 1/4" STEEL TUBING								
SIDEPLATES	1/4" X 23" X 62 1/2" WITH 3/8" X 2 1/2" REPLACEABLE SKID PLATES								
SUPPORT BRACKET	3" X 3" X 1/4"								
HITCH	CAT I AND CAT II		SKID	CAT II					
CUTTING EDGE	2- BOLT-ON, 1/2" X 6" HEAT TREATED, REVERSIBLE, BEVELED, REPLACEABLE								
SHANKS	0	7	0	0	7	0	9	0	9
WEIGHT	820lbs	935lbs	830lbs	860lbs	965lbs	1020lbs	1155lbs	1140lbs	1275lbs

OCT 2016 REVISION

GRADING SCRAPERS

GSI-DRAG TYPE



NO BETTER IMPLEMENT
FOR REPAIRING AND
MAINTAINING ROADS

MODEL#	DESCRIPTION	WEIGHT	LIST
GS17-DT	7' INDUSTRIAL GRADING SCRAPER DRAG TYPE		\$5068

THE SUPERIOR IMPLEMENTS DRAG TYPE GRADING SCRAPER IS BUILT WITH THE SAME HEAVY DUTY MAIN FRAME AS THE INDUSTRIAL GRADING SCRAPER, WITH A DRAWBAR TONGUE AND AXLE. IT WAS MADE IN MIND FOR THE GUY WHO DOESN'T HAVE A TRACTOR, YET IS IN NEED OF ROAD OR DRIVEWAY REPAIR. THE DRAG TYPE IS DESIGNED FOR USE WITH A HEAVY DUTY PICK-UP AND COMES EQUIPPED WITH A HYDRAULIC REAR AXLE AND A SELF-CONTAINED ELECTRIC/HYDRAULIC PUMP. THE AXLE COMES STANDARD WITH RADIAL TIRES FOR BETTER TRANSPORT FROM LOCATION TO LOCATION. IT HAS A RATCHETING JACK ON THE FRONT PIVOT POINT IN FRONT OF THE MAIN BEAM TO ENSURE THE BLADES CAN BE LEVELED WHEN IN THE DOWN POSITION. IT CAN ALSO BE HOOKED UP BEHIND A TRACTOR WHICH WILL GIVE IT FULL HYDRAULIC CAPABILITIES (DOING AWAY WITH THE RATCHET JACK AND SELF-CONTAINED PUMP), MAKING THIS DRAG VERSATILE FOR THOSE WITH, OR WITHOUT A TRACTOR.

FEATURES:

PIVOTS FRONT AND REAR FOR LEVELING
CUTTING EDGE BRACKET IS ADJUSTABLE WITH SETTINGS OF 0" TO 1 1/2" BELOW SIDE PANELS (PRESET AT 1/4")
SELF-CONTAINED ELECTRIC/HYDRAULIC PUMP
HOOKS UP TO LIGHT PLUG ON THE BACK OF THE TRUCK FOR CHARGING BATTERY ON UNIT
CHOICE OF REMOVABLE HITCH STYLES
CAN BE PULLED BEHIND TRUCK OR TRACTOR
REVERSIBLE CUTTING EDGES
REPLACEABLE SKID PLATES
WE WILL PAINT TO MATCH MOST COMMON TRACTOR COLORS AT NO ADDITIONAL CHARGE!

SPECIFICATIONS	GS17-DT
WORKING WIDTH	84"
OVERALL WIDTH	89"
MAIN BEAM	5" X 5" X 1/4" STEEL TUBING
SIDEPLATES	1/4 X 23 X 62 1/2" WITH 3/8 X 2 1/2" REPLACEABLE SKID PLATES
SUPPORT BRACKET	4" X 4" X 1/4" STEEL TUBING
HITCH	CHOICE OF 4, REMOVABLE HITCHES
CUTTING EDGE	2- BOLT-ON, 1/2 X 6" HEAT TREATED, REVERSIBLE, BEVELED, REPLACEABLE

ARENA DRAG



THE **SUPERIOR HEAVY DUTY ARENA DRAG** IS BUILT TO LAST.

THE DESIGNERS HERE AT SUPERIOR IMPLEMENTS WANTED TO TAKE AN AFFORDABLE DESIGN, COMBINED WITH OUR OWN EXPERIENCES TO MAKE THE MOST USER FRIENDLY DRAG ON THE MARKET. THE DESIGN OF THIS ARENA DRAG TAKES FOUR IMPLEMENTS (RIPPER, GRATER, HARROW, CLOD COMPACTOR) AND ROLLS THEM INTO ONE. PROVIDING AN IMPLEMENT THAT USES ONE PASS, HALF THE TIME, EVERY TIME!

MODEL#	DESCRIPTION	WEIGHT	LIST
ADHD6	6' HEAVY DUTY ARENA DRAG		\$3,471
ADHD7	7' HEAVY DUTY ARENA DRAG		\$3,674
ADHD8	8' HEAVY DUTY ARENA DRAG	1450#	\$3,824

OPTIONS

MODEL#	DESCRIPTION	WEIGHT	LIST
CBR	ROUND CLOD BUSTER		\$345
CBF	FLAT CLOD BUSTER		\$290
C38	3" X 8" HYDRAULIC CYLINDER	35#	\$169
HO910	9' X 10" HYDRAULIC HOSE KIT	10#	\$137

FEATURES:

THE RIPPERS ON THE FRONT BREAK UP HARD PACKED/UNUSED GROUND IN PREPARATION FOR THE REST OF THE DRAG TO DO ITS JOB.

THE WIDE SWEEPS LOCATED ON THE FRONT OF THE DRAG RIP THROUGH HARD PACKED/UNUSED GROUND MINIMIZING THE SPACE BETWEEN RIPPERS REDUCING DIVOTS IN YOUR HARD PAN WHICH LESSENS THE CHANCE OF INJURY TO YOUR LIVESTOCK.

THE ARENA DRAG'S DOUBLE GRADER BLADES ALLOW FOR DIRT TO BE CARRIED BY THE DRAG AND EVENLY DISTRIBUTED THROUGHOUT

THE ARENA DRAG FILLS AND REPAIRS HOLES PRODUCED BY HIGH POWERED PERFORMANCE ANIMALS.

THE HARROW TEETH ALSO BREAKS UP AND STIR THE TOP SOIL OF YOUR ARENA, FINISHING IT OFF WITH YOUR CHOICE OF TWO CLOD BUSTERS, ONE MADE FROM 1" HOT ROLL FOR PEOPLE THAT ARE WANTING TO BUST UP CLODS AND ALSO PACK THE GROUND BACK DOWN A LITTLE, THE OTHER MADE WITH 3/8" X 1 1/2" FLAT TURNED UP ON END TO CHOP DIRT CLODS THEN LEAVE THE DIRT WITH A NICE FLUFFY FINISH. THE ROUND CLOD BUSTER COMES STANDARD.

THE HARROW TEETH AND CLOD BUSTER DEPTH CONTROL ARE BOTH ADJUSTABLE UTILIZING A CENTRALLY LOCATED HYDRAULIC CYLINDER (THIS HYDRAULIC CYLINDER CAN EASILY BE REPLACED FOR MANUAL ADJUSTMENT, FOR THOSE WHO DON'T HAVE TWO HYDRAULIC REMOTES ON THEIR TRACTOR).

THE ARENA DRAG COMES WITH ONE HYDRAULIC AND ONE MANUAL CYLINDER STANDARD.

WE WILL POWDER COAT TO MATCH MOST COMMON TRACTOR COLORS AT NO ADDITIONAL CHARGE!

SPECIFICATIONS	ADHD6	ADHD7	ADHD8
MODEL WIDTH	6'	7'	8'
DIMENSIONS (L x W x H)	72" X 78" X 41"	72" X 90" X 41"	72" X 102" X 41"
HP RATING	40-50	50-60	60-80
HARROW TEETH	16	18	20
SHANK QTY	6	8	8
SHANKS	HYDRUALIC, RIPPER OR SWEEP STYLE		
HITCH	3-POINT CAT II		

DRAG SCRAPERS

COMPACT DRAG SCRAPERS



THE PERFECT SIZE SCRAPER TO LEVEL PLAYING FIELDS, CLEAN DITCHES, CREATE DRAINAGE, REPAIR PATHS AND ROADS, SPREAD GRAVEL AND OTHER COVERINGS AND A VARIETY OF OTHER TASKS.

MODEL#	DESCRIPTION	WEIGHT	LIST	
DS4	4 FT. WIDE COMPACT DRAG SCRAPER	450#	\$856	
DS5	7/16 YD. 5FT. WIDE COMPACT DRAG SCRAPER	500#	\$890	
DS6	1/2 YD. 6FT. WIDE COMPACT DRAG SCRAPER	550#	\$924	
DS7	5/8 YD. 7FT. WIDE COMPACT DRAG SCRAPER	600#	\$958	

ADD AXLE SELECTION

	MODEL#	DESCRIPTION	WEIGHT	LIST	
NON-TILT AXLE	AX007	NON-TILT AXLE FOR COMPACT DRAG		\$385	
	C26	2"x6" HYDRAULIC LIFT CYLINDER	30#	\$137	
	HO78-2	7' & 8' LIFT HOSE KIT	10#	\$120	
TILT-AXLE	TKA01	TILT-AXLE ASSEMBLY FOR COMPACT DRAG		\$479	
	C26	2"x6" HYDRAULIC LIFT CYLINDER	30#	\$137	
	HO78	7' & 8' LIFT HOSE KIT	10#	\$120	
	C26	2"x6" HYDRAULIC TILT CYLINDER	30#	\$137	
	HO910-2	9' & 10' TILT HOSE KIT	10#	\$137	

FEATURES:

ALL SIZE DRAGS INCLUDE: BUCKET, TONGUE, CLEVIS HITCH, WHEELS AND TIRES

A HITCH AND AN AXLE OR AXLE SYSTEM MUST BE SELECTED TO BE A FUNCTIONING UNIT (LIFT AND/OR TILT FUNTIONS REQUIRE HYDRAULIC CYLINDERS

ANY ITEM(S) CAN BE PURCHASED SEPARATELY AS REPLACEMENTS OR STOCK

STRONG TONGUE RECEIVER WITH A REMOVABLE TONGUE PROVIDES EASE OF TRANSPORTATION AND STORAGE

HIGHLY MANEUVERABLE AND MAKES TURNS WITH EASE, LOADED OR UNLOADED

THE PERFECT SIZE FOR USE ON ATHLETIC FIELDS AND PARKS

AVAILABLE WITH TILT-AXLE OPTION (DOES NOT INCLUDE CYLINDER)

WE WILL POWDER COAT TO MATCH MOST COMMON TRACTOR COLORS AT NO ADDITIONAL CHARGE!

SPECIFICATIONS	DS5	DS6	DS7
WORKING/ OVERALL WIDTH	60"	72"	84"
WEIGHT	500lbs	550lbs	600lbs
MAIN BEAM	3" X 3" X 1/4" STEEL TUBING		
SIDEPLATES	3/8" X 18" X 24"		
TONGUE	3" X 3" STEEL TUBE, REMOVABLE		
TONGUE RECEIVER	3 1/2" X 3 1/2" STEEL TUBE		
HITCH	CLEVIS		
CUTTING EDGE	1/2" X 6", BOLT-ON, REPLACEABLE		
HP RATING	UP TO 85HP MAX		
AXLE	TILT OR NON-TILT OPTION		
BACK PLATE	1/4" X 20" FORMED		

DRAG SCRAPERS

ALL-PURPOSE AND HIGH CAPACITY



THESE SCRAPERS ARE DESIGNED FOR COMMERCIAL AND INDUSTRIAL APPLICATIONS REQUIRING THE CAPACITY AND STRENGTH TO DO THE JOB. WHEN MOVING LARGE AMOUNTS OF MATERIAL IN GENERAL AGRICULTURAL OR CONSTRUCTION PROJECTS WITH HIGH HORSEPOWER TRACTORS, THESE SCRAPERS WILL FIT THE BILL.

MODEL#	DESCRIPTION	WEIGHT	LIST	
AP8	1 3/4 YD. 8 FT WIDE ALL PURPOSE DRAG SCRAPER	765#	\$1,506	
AP10	2 1/4 YD. 10 FT WIDE ALL PURPOSE DRAG SCRAPER	855#	\$1,703	
AP12	2 3/4 YD. 12 FT WIDE ALL PURPOSE DRAG SCRAPER	965#	\$1,882	
AP14	3 1/4 YD. 14 FT WIDE ALL PURPOSE DRAG SCRAPER	1075#	\$2,053	
HC8	2 1/2 YD. 8 FT WIDE HIGH CAPACITY DRAG SCRAPER	795#	\$1,754	
HC10	3 1/4 YD. 10 FT WIDE HIGH CAPACITY DRAG SCRAPER	985#	\$1,968	
HC12	3 3/4 YD. 12 FT WIDE HIGH CAPACITY DRAG SCRAPER	1195#	\$2,053	
HC14	4 1/4 YD. 14 FT WIDE HIGH CAPACITY DRAG SCRAPER	1405#	\$2,225	

FEATURES:

ALL SIZE DRAGS INCLUDE: BUCKET, TONGUE, CLEVIS HITCH, WHEELS AND TIRES

AN AXLE SYSTEM MUST BE SELECTED TO BE A FUNCTIONING UNIT (LIFT AND/OR TILT FUNCTIONS REQUIRE HYDRAULIC CYLINDERS)

ANY ITEM(S) CAN BE PURCHASED SEPARATELY AS REPLACEMENTS OR STOCK

AVAILABLE IN WIDTHS OF 8', 10', 12' AND 14'

DESIGNED WITH REMOVABLE 4" X 4" TUBE TONGUE WITH A 5" X 5" TUBE RECEIVER PROVIDING INCREASED STRENGTH AT THE POINT OF THE MOST STRESS TO INSURE STABILITY FOR TURNS AND HEAVY LOADS

CHOICE OF FOUR INTERCHANGEABLE HITCHES: SWIVEL WITH SLOTTED HOLE, SWIVEL WITH CLEVIS, SWIVEL BALL, CLEVIS

REMOVABLE AXLE SYSTEM FEATURES 4" X 2" TUBE AXLE ARMS TO INSURE LATERAL STABILITY

AXLE ASSEMBLY IS INTERCHANGEABLE WITH YOUR CHOICE OF AXLE: SINGLE OR DUAL WHEELS, TILT OR NON-TILT AXLE

AXLE SELECTION INCLUDES WHEELS AND TIRES

ROLL-UP JACK STANDARD ON TONGUE

OPTIONAL: BOLT-ON WEIGHT BOX (NOT AVAILABLE WITH DUAL WHEEL AXLE), FACTORY INSTALLED SHANK BAR, HYDRAULIC HOSES, CYLINDER TRANSPORT LOCKS FOR LIFT AND TILT

WE WILL POWDER COAT TO MATCH MOST COMMON TRACTOR COLORS AT NO ADDITIONAL CHARGE!

SPECIFICATIONS	AP8	AP10	AP12	AP14	HC8	HC10	HC12	HC14
CAPACITY (IN CUBIC YARDS)	1 3/4	2 1/4	3	3 1/4	2 1/2	3 1/4	3 3/4	4 1/4
BACK PLATE	1/4" X 27 3/4" FORMED				1/4" X 35" FORMED			
SIDE PLATES	3/8" X 24" X 36"				1/2" X 30" X 40"			
HP RATING	UP TO 125HP MAX				UP TO 175HP MAX			
DUMP	21"				23"			
DIG	5"				6"			
HITCH	CHOICE OF FOUR: CLEVIS, SWIVEL BALL, SWIVEL WITH SLOTTED HOLE, SWIVEL WITH CLEVIS							
TONGUE	4" X 4 1/4" WITH STANDARD ROLL-UP JACK							
AXLE	TILT OR NON-TILT WITH SINGLE OR DUAL WHEELS							
CUTTING EDGE	1/2" X 6", BOLT-ON, REVERSIBLE							
MAIN BEAM	4" X 4" X 1/4" STEEL TUBE							

DRAG SCRAPERS

ALL-PURPOSE /HIGH CAPACITY OPTIONS

ADD HITCH SELECTION FOR ALL SIZES

MODEL#	DESCRIPTION	WEIGHT	LIST	
HT001	SWIVEL BALL HITCH	20#	\$86	
HT002	CLEVIS HITCH	20#	\$86	
HT003	SWIVEL HITCH WITH SLOTTED HOLE	25#	\$154	
HT004	SWIVEL HITCH WITH CLEVIS	25#	\$154	
AH001A	ARTICULATING HITCH ASSEMBLY	30#	\$941	

ADD AXLE SELECTION FOR 8'

	MODEL#	DESCRIPTION	WEIGHT	LIST			
NON-TILT AXLE	AX001	NON TILT AXLE ASSEMBLY (AP/HC 8' DRAG)	430#	\$941			
	C38	3" X 8" HYDRAULIC LIFT CYLINDER	40#	\$169			
	HO1415	14' & 15' LIFT HOSE KIT	25#	\$137			
DUAL WHEEL NON-TILT AXLE	AX001-D	NON-TILT, DUAL WHEEL AXLE ASSEMBLY (AP/HC 8' DRAG)		\$1,497			
	C38	3" X 8" HYDRAULIC LIFT CYLINDER	40#	\$169			
	HO1415	14' & 15' LIFT HOSE KIT	25#	\$137			
TILT-AXLE	TKA-8	TILT AXLE ASSEMBLY FOR (AP/HC 8' DRAG)	450#	\$1,335			
	C38	3" X 8" HYDRAULIC LIFT CYLINDER	40#	\$169			
	HO1415	14' & 15' LIFT HOSE KIT	25#	\$137			
	C26	2" X 6" HYDRAULIC TILT CYLINDER	30#	\$137			
	HO1618	16' & 18' TILT HOSE KIT	25#	\$163			
DUAL WHEEL TILT-AXLE	TKA-8-D	TILT, DUAL WHEEL AXLE ASSEMBLY (AP/HC 8' DRAG)		\$1,797			
	C38	3" X 8" HYDRAULIC LIFT CYLINDER	40#	\$169			
	HO1415	14' & 15' LIFT HOSE KIT	25#	\$137			
	C26	2" X 6" HYDRAULIC TILT CYLINDER	30#	\$137			
	HO1618	16' & 18' TILT HOSE KIT	25#	\$163			


ADD 10' 12' AND 14' AXLE SELECTION

	MODEL#	DESCRIPTION	WEIGHT	LIST			
NON-TILT AXLE	AX002	NON TILT AXLE ASSEMBLY (AP/HC 10', 12', 14' DRAG)	450#	\$1,001			
	C38	3" X 8" HYDRAULIC LIFT CYLINDER	40#	\$169			
	HO1415	14' & 15' LIFT HOSE KIT	25#	\$137			
DUAL WHEEL NON-TILT AXLE	AX002-D	NON TILT, DUAL WHEEL AXLE ASMBLY(AP/HC 10', 12', 14')		\$1,540			
	C38	3" X 8" HYDRAULIC LIFT CYLINDER	40#	\$169			
	HO1415	14' & 15' LIFT HOSE KIT	25#	\$137			
TILT-AXLE	TKA10-12-14	TILT AXLE ASSEMBLY (AP/HC 10', 12', 14' DRAG)	480#	\$1,403			
	C38	3" X 8" HYDRAULIC LIFT CYLINDER	40#	\$169			
	HO1415	14' & 15' LIFT HOSE KIT	25#	\$137			
	C26	2" X 6" HYDRAULIC TILT CYLINDER	30#	\$137			
	HO1618	16' X 18' HOSE KIT FOR TILT	25#	\$163			
DUAL WHEEL TILT-AXLE	TKA10-12-14-D	TILT, DUAL WHEEL AXLE ASMBLY (AP/HC 10', 12', 14' DRAG)		\$1,882			
	C38	3" X 8" HYDRAULIC LIFT CYLINDER	40#	\$169			
	HO1415	14' & 15' LIFT HOSE KIT	25#	\$137			
	C26	2" X 6" HYDRAULIC TILT CYLINDER	30#	\$137			
	HO1618	16' X 18' HOSE KIT FOR TILT	25#	\$163			

OPTIONS **NOTE: WEIGHT BOX NOT AVAILABLE WITH DUAL AXLE**

MODEL#	DESCRIPTION	WEIGHT	LIST			
WB60	BOLT ON WEIGHT BOX WITH HARDWARE (AP/HC 8')	90#	\$128			
WB80	BOLT ON WEIGHT BOX WITH HARDWARE (AP/HC 10', 12', 14')	120#	\$154			
SK002A	SHANK BAR ATTACHMENT FOR AP/HC10 (Factory installed option, must be ordered with unit.)	370#	\$616			
SK003A	SHANK BAR ATTACHMENT FOR AP/HC12 (Factory installed option, must be ordered with unit.)	390#	\$650			
TL01	TRANSPORT LOCK FOR 3X8" CYLINDER		\$26			
TL02	TRANSPORT LOCK FOR 2X6" CYLINDER		\$26			
CE##	REPLACEMENT CUTTING EDGE	9# PER FT	\$14 PER FT			

DRAG SCRAPERS



UTILITY DRAG SCRAPER

A PROVEN WORKHORSE

8' UTILITY DRAG SCRAPER

MODEL#	DESCRIPTION	WEIGHT	LIST	
UTDS8	2 1/2 YD. 8 FT. WIDE UTILITY DRAG SCRAPER	860#	\$2,190	

10', 12' AND 14' UTILITY DRAG SCRAPER

MODEL#	DESCRIPTION	WEIGHT	LIST	
UTDS10	3 1/8 YD. 10 FT. WIDE UTILITY DRAG SCRAPER	1055#	\$2,361	
UTDS12	3 3/4 YD 12 FT. WIDE UTILITY DRAG SCRAPER	1235#	\$2,533	
UTDS14	4 1/4 YD 14 FT. WIDE UTILITY DRAG SCRAPER	1415#	\$2,704	

FEATURES:

ALL SIZE DRAGS INCLUDE: BUCKET, TONGUE, CLEVIS HITCH, WHEELS AND TIRES

A HITCH AND AN AXLE OR AXLE SYSTEM MUST BE SELECTED TO BE A FUNCTIONING UNIT (LIFT AND/OR TILT FUNCTIONS REQUIRE HYDRAULIC CYLINDERS)

ANY ITEM(S) CAN BE PURCHASED SEPARATELY AS REPLACEMENTS OR STOCK

CHOICE OF FOUR INTERCHANGEABLE HITCHES: SWIVEL WITH SLOTTED HOLE, SWIVEL WITH CLEVIS, SWIVEL BALL, CLEVIS

AXLE ASSEMBLY IS INTERCHANGEABLE WITH YOUR CHOICE OF AXLE: SINGLE OR DUAL WHEELS, TILT OR NON-TILT AXLE

4" X 4" TUBING WITH 5" X 5" TUBE RECEIVER WITH ADDITIONAL SUPPORT BRACING TO PROVIDE EXTRA STRENGTH AND DURABILITY AT THE MAJOR STRESS POINTS

ROLL-UP JACK STANDARD ON TONGUE

ROLLED FORMED MOLDBOARD WITH 4" SQUARE TUBING BRACES ACROSS TOP AND 4" X 2" RIB BRACING ON BACK

OPTIONAL COMPONENTS:

HYDRAULIC CYLINDERS AND HOSES

CYLINDER TRANSPORT LOCKS FOR LIFT AND TILT

WE WILL POWDER COAT TO MATCH MOST COMMON TRACTOR COLORS AT NO ADDITIONAL CHARGE!

SPECIFICATIONS	UTDS8	UTDS10	UTDS12	UTDS14
CAPACITY (ICUBIC YRDS)	2 1/2	3 1/8	3 3/4	4 1/2
BACK PLATE	1/4" X 29 5/8" ROLLED FORMED WITH EXTRA SUPPORT			
SIDE PLATES	3/8" X 30" X 40" CONTOURED			
HP RATING	UP TO 200HP MAX			
HITCH	CHOICE OF FOUR: CLEVIS, SWIVEL BALL, SWIVEL WITH SLOTTED HOLE, SWIVEL WITH CLEVIS			
TONGUE	4" X 4" X 1/4" WITH STEEL TUBE WITH ROLL-UP JACK			
AXLE	TILT OR NON-TILT WITH SINGLE OR DUAL WHEELS			
CUTTING EDGE	1/2" X 6", HEAT-TREATED, BOLT-ON, REPLACEABLE			
MAIN BEAM	4" X 4" X 1/4"			

DRAG SCRAPERS

UTILITY DRAG SCRAPERS

ADD HITCH SELECTION FOR ALL SIZES

MODEL#	DESCRIPTION	WEIGHT	LIST			
HT001	SWIVEL BALL HITCH	20#	\$86			
HT002	CLEVIS HITCH	20#	\$86			
HT003	SWIVEL HITCH WITH SLOTTED HOLE	25#	\$154			
HT004	SWIVEL HITCH WITH CLEVIS	25#	\$154			
AH001A	ARTICULATING HITCH ASSEMBLY	30#	\$941			

ADD AXLE SELECTION FOR 8'

	MODEL#	DESCRIPTION	WEIGHT	LIST	
NON-TILT AXLE	AX003	NON-TILT AXLE ASSEMBLY	450#	\$1,152	
	C38	3" X 8" HYDRAULIC LIFT CYLINDER	40#	\$169	
	HO1415	14' & 15' LIFT HOSE KIT	25#	\$137	
DUAL WHEEL NON-TILT AXLE	AX003-D	NON-TILT, DUAL WHEEL AXLE ASSEMBLY		\$1,703	
	C38	3" X 8" HYDRAULIC LIFT CYLINDER	40#	\$169	
	HO1415	14' & 15' LIFT HOSE KIT	25#	\$137	
TILT-AXLE	UTKA8	TILT AXLE ASSEMBLY	475#	\$1,703	
	C38	3" X 8" HYDRAULIC LIFT CYLINDER	40#	\$169	
	HO1415	14' & 15' LIFT HOSE KIT	25#	\$137	
	C38	3" X 8" HYDRAULIC TILT CYLINDER	40#	\$169	
	HO1618-3	16' X 18' HOSE KIT FOR TILT	25#	\$163	
DUAL WHEEL TILT-AXLE	UTKA8-D	TILT, DUAL WHEEL AXLE ASSEMBLY		\$2,207	
	C38	3" X 8" HYDRAULIC LIFT CYLINDER	40#	\$169	
	HO1415	14' & 15' LIFT HOSE KIT	25#	\$137	
	C38	3" X 8" HYDRAULIC TILT CYLINDER	40#	\$169	
	HO1618-3	16' X 18' HOSE KIT FOR TILT	25#	\$163	

ADD AXLE SELECTION FOR 10', 12' AND 14'

	MODEL#	DESCRIPTION	WEIGHT	LIST	
NON-TILT AXLE	AX004	NON-TILT AXLE ASSEMBLY	475#	\$1,198	
	C38	3" X 8" HYDRAULIC LIFT CYLINDER	40#	\$169	
	HO1415	14' & 15' LIFT HOSE KIT	25#	\$137	
DUAL WHEEL NON-TILT AXLE	AX004-D	NON-TILT, DUAL WHEEL AXLE ASSEMBLY		\$1,797	
	C38	3" X 8" HYDRAULIC LIFT CYLINDER	40#	\$169	
	HO1415	14' & 15' LIFT HOSE KIT	25#	\$137	
TILT-AXLE	UTKA10/12	TILT AXLE ASSEMBLY	500#	\$1,797	
	C38	3" X 8" HYDRAULIC LIFT CYLINDER	40#	\$169	
	HO1415	14' & 15' LIFT HOSE KIT	25#	\$137	
	C38	3" X 8" HYDRAULIC TILT CYLINDER	40#	\$169	
	HO1618-3	16' X 18' HOSE KIT FOR TILT	25#	\$163	
DUAL WHEEL TILT-AXLE	UTKA10/12/14-D	TILT, DUAL WHEEL AXLE ASSEMBLY		\$2,353	
	C38	3" X 8" HYDRAULIC LIFT CYLINDER	40#	\$169	
	HO1415	14' & 15' LIFT HOSE KIT	25#	\$137	
	C38	3" X 8" HYDRAULIC TILT CYLINDER	40#	\$169	
	HO1618-3	16' X 18' HOSE KIT FOR TILT	25#	\$163	

OPTIONS

MODEL#	DESCRIPTION	WEIGHT	LIST	
TL01	LIFT TRANSPORT LOCK FOR 3X8" CYLINDER		\$26	
TL03	TILT TRANSPORT LOCK FOR 3X8" CYLINDER		\$26	
CE##	REPLACEMENT CUTTING EDGE	9# PER FT	\$14 PER FT	

DRAG SCRAPERS

INDUSTRIAL AND HEAVY DUTY



THESE SCRAPERS ARE DESIGNED FOR COMMERCIAL AND INDUSTRIAL APPLICATIONS REQUIRING THE CAPACITY AND STRENGTH TO DO THE JOB. WHEN MOVING LARGE AMOUNTS OF MATERIAL IN GENERAL AGRICULTURAL OR CONSTRUCTION PROJECTS WITH HIGH HORSEPOWER TRACTORS, THESE SCRAPERS WILL FIT THE BILL.

FEATURES:

ADJUSTABLE DROP FORGED PINTLE HITCH STANDARD ON ALL MODELS

AVAILABLE WITH TILT OR NON-TILT AXLE OPTION

TONGUE IS SUPPORTED BY TWO 4" X 4" X 1/4" LATERAL SUPPORT BEAMS

REMOVABLE TONGUE AND AXLE FOR EASE OF SHIPPING

DUAL TANDEM WHEELS (WITH 6 BOLT HUBS)

4 - 11" X 15" FLOTATION TIRES

INCLUDES TWO LIFT CYLINDERS AND HOSES (AND ALSO TILT CYLINDER AND HOSES IF REQUIRED)

REPLACEABLE SKID PLATES TO REDUCE WEAR ON SIDE PLATES

NO BRACES IN THE BUCKET THAT COULD CAUSE MATERIAL BUILD UP

MOLDBOARD HAS ADDED SUPPORT ACROSS THE TOP AND BOTTOM WITH EXTERNAL 4" X 2" STEEL TUBE RIBBING

AXLE ARMS ARE 4" X 6" STEEL TUBING

ADDITIONAL SUPPORT BRACING (4" X 4" X 1/4" TUBING) FROM THE MAIN BEAM TO THE MOLDBOARD

MAIN BEAM AND TONGUE MADE OF 5" X 7" X 3/8" TUBING (HDS18 - 5" X 7" X 1/2")

IDS HAS A 28" DUMP AND 6" DIG CAPACITY

WE WILL POWDER COAT TO MATCH MOST COMMON TRACTOR COLORS AT NO ADDITIONAL CHARGE!

SPECIFICATIONS	IDS10	IDS12	IDS14	IDS16	HDS10	HDS12	HDS14	HDS16	HDS18
WIDTH	10'	12'	14'	16'	10'	12'	14'	16'	18'
WEIGHT	3300lbs	3500lbs	3850lbs	4200lbs	3950lbs	4300lbs	4775lbs	5250lbs	5800lbs
CAPACITY (CUBIC YDS)	4.5	5.3	6.2	7	5.6	7	9	11	13
HP RATING	UP TO 200 MAX				UP TO 250 MAX				
AXLE	OPTIONAL TILT OR NON-TILT								
MOLDBOARD	3/8" PLATE				3/8" PLATE				
SIDE PLATE	5/8" PLATE				5/8" PLATE				
TONGUE	3/8" TUBING								1/2"
DUMP/DIG	28"/ 6"				28"/ 6"				
CUTTING EDGE	5/8" X 8" BOLT-ON, REPLACEABLE, REVERSIBLE								

DRAG SCRAPERS

INDUSTRIAL AND HEAVY DUTY



TONGUE IS SUPPORTED BY TWO 4" X 4" X 1/4" LATERAL SUPPORT BEAMS AND IS REMOVEABLE FOR SHIPPING



REINFORCED MOLDBOARD FEATURES A 3" X 3" STEEL TUBING ACROSS THE TOP AND BOTTOM AND EXTERNAL (4" X 2") RIB BRACING



HEAVY DUTY, OPTIONAL TILT-AXLE WITH SWIVEL FEATURE TO KEEP ALL FOUR TIRES ON THE GROUND AND MINIMIZE WEAR ON TIRES

INDUSTRIAL DRAG SCRAPER

MODEL#	DESCRIPTION	WEIGHT	LIST	
IDS10	4.5 CU.YD. 10' INDUSTRIAL DRAG SCRAPER	3300#	\$9,258	
IDS12	5.3 CU.YD. 12' INDUSTRIAL DRAG SCRAPER	3500#	\$10,609	
IDS14	6.2 CU.YD. 14' INDUSTRIAL DRAG SCRAPER	3850#	\$11,294	
IDS16	7 CU.YD. 10' INDUSTRIAL DRAG SCRAPER	4200#	\$11,978	

INDUSTRIAL DRAG SCRAPER WITH TILT AXLE

MODEL#	DESCRIPTION	WEIGHT	LIST	
IDS10-TK	4.5 CU.YD. 10' INDUSTRIAL DRAG SCRAPER WITH TILT AXLE		\$11,123	
IDS12-TK	5.3 CU.YD. 12' INDUSTRIAL DRAG SCRAPER WITH TILT AXLE		\$11,807	
IDS14-TK	6.2 CU.YD. 14' INDUSTRIAL DRAG SCRAPER WITH TILT AXLE		\$12,491	
IDS16-TK	7 CU.YD. 10' INDUSTRIAL DRAG SCRAPER WITH TILT AXLE		\$13,176	

HEAVY DUTY DRAG SCRAPER

MODEL#	DESCRIPTION	WEIGHT	LIST	
HDS10	5.6 CU.YD. 10' HEAVY DRAG SCRAPER	3950#	\$12,491	
HDS12	7 CU.YD. 12' HEAVY DRAG SCRAPER	4300#	\$13,347	
HDS14	9 CU.YD. 14' HEAVY DRAG SCRAPER	4775#	\$14,203	
HDS16	11 CU.YD. 16' HEAVY DRAG SCRAPER	5250#	\$15,058	
HDS18	13 CU.YD. 18' HEAVY DRAG SCRAPER	5800#	\$16,256	

HEAVY DUTY DRAG SCRAPER WITH TILT AXLE

MODEL#	DESCRIPTION	WEIGHT	LIST	
HDS10-TK	5.6 CU.YD. 10' HEAVY DRAG SCRAPER WITH TILT AXLE		\$13,518	
HDS12-TK	7 CU.YD. 12' HEAVY DRAG SCRAPER WITH TILT AXLE		\$14,374	
HDS14-TK	9 CU.YD. 14' HEAVY DRAG SCRAPER WITH TILT AXLE		\$15,229	
HDS16-TK	11 CU.YD. 16' HEAVY DRAG SCRAPER WITH TILT AXLE		\$16,085	
HDS18-TK	13 CU.YD. 18' HEAVY DRAG SCRAPER WITH TILT AXLE		\$17,454	

REAR BLADES

SMALL REAR BLADE



THE MOST VERSATILE REAR BLADES ON THE MARKET TODAY WITH ANGLE TILT FEATURES NORMALLY FOUND ON LARGE EXPENSIVE REAR BLADES. EXTREMELY VERSATILE FOR DIRT WORK, SNOW REMOVAL AND CLEAN UP. SIMPLE, YET VERY WELL BUILT.

MODEL#	DESCRIPTION	WEIGHT	LIST	
RB5	5' REAR BLADE, CAT I	260#	\$684	
RB6	6' REAR BLADE, CAT I	275#	\$736	
RB7	7' REAR BLADE, CAT I	285#	\$787	

MEDIUM REAR BLADE



FEATURES:

INCLUDES SLIDE UP AND DOWN PARKING STAND

ALL WELDED UNITS - NO ASSEMBLY REQUIRED

WE WILL POWDER COAT TO MATCH MOST COMMON TRACTOR COLORS AT NO ADDITIONAL CHARGE!

MODEL#	DESCRIPTION	WEIGHT	LIST			
RB60	6' MEDIUM REAR BLADE, CAT I	360#	\$1,061			
RB70	7' MEDIUM REAR BLADE, CAT I	380#	\$1,112			

SPECIFICATIONS	RB5	RB6	RB7	RB60	RB70
WORKING/ OVERALL WIDTH	60"	72"	84"	72"	84"
WEIGHT	260lbs	285lbs	300lbs	360lbs	380lbs
CUTTING EDGE	1, 1/2" X 6" HEAT TREATED, BOLT-ON REPLACEABLE				
HITCH	CAT 1, 3-POINT, ASAE QUICK HITCH COMPATIBLE				
HP RATING	UP TO 30HP, 2 OR 4WD			UP TO 50HP, 2 OR 4WD	
MAIN BEAM	4" X 4" STEEL TUBING				
MOLDBOARD	1/4" X 13" ROLLED FORMED			1/4" X 16" ROLLED FORMED	
KING PIN	2" SOLID ROUND				
BLADE ANGLE	MANUAL, UP TO 45° RIGHT OR LEFT				
BLADE TILT	MANUAL, 14° - 25° UP OR DOWN				
BLADE OFFSET				MANUAL, 35° RIGHT OR LEFT	

REAR BLADES

CATEGORY II REAR BLADE



THESE **SUPERIOR** BLADES ARE EASILY SET FOR SWING OFF-SET, TILT AND ANGLE, CHANGE DITCHING OR GRADING ANGLES BY JUST PULLING A PIN. THE HEAVY DUTY DESIGN IS RUGGED, RELIABLE ASSURING YEARS OF TROUBLE-FREE USE.

MODEL#	DESCRIPTION	WEIGHT	LIST	
RB75	7' MANUAL CAT II REAR BLADE	770#	\$2,122	
RB85	8' MANUAL CAT II REAR BLADE	800#	\$2,173	
RB95	9' MANUAL CAT II REAR BLADE	830#	\$2,225	
RB75H	7' HYDRAULIC CAT II REAR BLADE	790#	\$2,139	
RB85H	8' HYDRAULIC CAT II REAR BLADE	820#	\$2,190	
RB95H	9' HYDRAULIC CAT II REAR BLADE	850#	\$2,242	

OPTIONS

MODEL#	DESCRIPTION	WEIGHT	LIST			
C38	3"x8" HYDRAULIC TILT CYLINDER	35#	\$169			
H0910	9'x10' HYDRAULIC HOSE KIT (TILT)	10#	\$137			
C314	3'x14" HYDRAULIC ANGLE CYLINDER	40#	\$222			
H078RB	7'x8' HYDRAULIC HOSE KIT (ANGLE)	10#	\$120			
RGBW01	CAT. II REAR BLADE SERIES, SINGLE GAUGE WHEEL		\$804			
RGBW02	CAT. II REAR BLADE SERIES, DUAL GAUGE WHEEL		\$1,027			

FEATURES:

MANUAL OR HYDRAULIC (CYLINDER NOT INCLUDED) ADJUSTMENT OPTION

-HYDRAULIC TILT OPTIONS REQUIRES A 3" X 8" CYLINDER

-HYDRAULIC ANGLE OPTION REQUIRES A 3" X 14" CYLINDER

OPTIONAL GAUGE WHEEL AVAILABLE

-2" X 6" CYLINDER AND HOSES

-SINGLE OR DUAL-WHEEL (6" X 9" LAMINATED TIRE)

DESIGNED FOR MID-SIZE TRACTORS USED FOR RUGGED PROJECTS

MOLDBOARD IS ROLLED FORMED WITH REINFORCED BOX

HEAVY 3-POINT DESIGN FOR STRENGTH

INCLUDES FOLD AWAY PARKING STAND

ALL WELDED UNITS - NO ASSEMBLY REQUIRED

WE WILL POWDER COAT TO MATCH MOST COMMON TRACTOR COLORS AT NO ADDITIONAL CHARGE!

SPECIFICATIONS	MANUAL			HYDRAULIC		
	RB75	RB85	RB95	RB75H	RB85H	RB95H
WORKING/OVERALL WIDTH	84"	96"	108"	84"	96"	108"
WEIGHT	770lbs	800lbs	830lbs	790lbs	820lbs	850lbs
CUTTING EDGE	1, 1/2" X 6" HEAT TREATED, BOLT-ON REPLACEABLE					
HITCH	CAT II, 3-POINT ASAE QUICK HITCH COMPATIBLE					
HP RATING	UP TO 95HP, 2 OR 4WD					
MAIN BEAM	5" X 5" STEEL TUBING					
MOLDBOARD	1/4" X 19" BOXED FORMED					
KING PIN & PEDESTAL PIN	3" SOLID ROUND					
OFFSET & SWING PIVOT PLATE	5/8" THICK					
BLADE ANGLE	MANUAL OR HYDRAULIC, UP TO 50° RIGHT OR LEFT					
BLADE TILT	MANUAL OR HYDRAULIC, 20° UP OR DOWN					
BLADE OFFSET	MANUAL, 40° RIGHT OR LEFT					

REAR BLADES

LARGE REAR BLADE



THESE **SUPERIOR** ARE THE ANSWER TO YOUR HIGH HORSEPOWER EARTH-MOVING REQUIREMENTS. THESE BLADES ARE AVAILABLE IN COMPLETE HYDRAULIC, COMPLETE MANUAL OR ANY COMBINATION OF FUNCTIONS. THE HEAVY DUTY FRAME IS RUGGED AND RELIABLE. THESE BLADES ARE BUILT TO LAST.

MODEL#	DESCRIPTION	WEIGHT	LIST	
RB800	8' MECHANICAL/ HYDRAULIC HEAVY REAR BLADE	1105#	\$2,995	
RB900	9' MECHANICAL/ HYDRAULIC HEAVY REAR BLADE	1155#	\$3,123	
RB1000	10' MECHANICAL/ HYDRAULIC HEAVY REAR BLADE	1215#	\$3,251	

OPTIONS

MODEL#	DESCRIPTION	WEIGHT	LIST			
HKRB	COMPLETE HYDRAULIC KIT (CYLINDERS & HOSES)	160#	\$990			
C38	3"x8" HYDRAULIC TILT CYLINDER	35#	\$169			
HO910	9'x10' HYDRAULIC HOSE KIT (TILT)	10#	\$137			
C314	3"x14" HYDRAULIC CYLINDER (ANGLE & OFFSET 1 EACH)	40#	\$222			
HO78RB	7'x8' HYDRAULIC HOSE KIT (ANGLE & OFFSET 1 EACH)	10#	\$120			
ML38	3"x8" MECHANICAL LINK (TILT)	20#	\$163			
ML314	3"x14" MECHANICAL LINK FOR (ANGLE & OFFSET 1 EACH)	30#	\$169			
RBGW03	LARGE REAR BLADE SERIES, SINGLE GAUGE WHEEL		\$830			
RBGW04	LARGE REAR BLADE SERIES, DUAL GAUGE WHEEL		\$1,061			

FEATURES:

MANUAL , HYDRAULIC (CYLINDER NOT INCLUDED) OR ANY COMBINATION OF ADJUSTMENT OPTIONS

-HYDRAULIC OPTIONS: TILT: 3" X 8" CYLINDER ANGLE: 3" X 14" CYLINDER OFFSET: 3" X 14" CYLINDER

OPTIONAL GAUGE WHEEL AVAILABLE

-2" X 6" CYLINDER AND HOSES -SINGLE OR DUAL-WHEEL (6"X 9" LAMINATED TIRE)

HEAVY 3-POINT DESIGN FOR STRENGTH

MOLDBOARD IS ROLLED FORMED WITH REINFORCED BOX

INCLUDES FOLD AWAY PARKING STAND

ALL WELDED UNITS - NO ASSEMBLY REQUIRED

WE WILL POWDER COAT TO MATCH MOST COMMON TRACTOR COLORS AT NO ADDITIONAL CHARGE!

SPECIFICATIONS	RB800	RB900	RB1000
WORKING/OVERALL WIDTH	96"	108"	120"
WEIGHT	1105lbs	1155lbs	1215lbs
CUTTING EDGE	1, 1/2" X 6" HEAT TREATED, BOLT-ON REPLACEABLE		
HITCH	CAT II, 3-POINT ASAE QUICK HITCH COMPATIBLE		
HP RATING	UP TO 125HP, 2 OR 4WD		
MAIN BEAM	6" X 8" STEEL TUBING		
MOLDBOARD	1/4" X 21" BOXED FRAMED		
KING PIN	4" SOLID ROUND		
BLADE ANGLE	MANUAL OR HYDRAULIC, UP TO 30° RIGHT OR LEFT		
BLADE TILT	MANUAL OR HYDRAULIC, 14° UP OR DOWN		
BLADE OFFSET	MANUAL OR HYDRAULIC, 30° RIGHT OR LEFT		