



X-treme 4-Way & 6-Way Dozer Blade



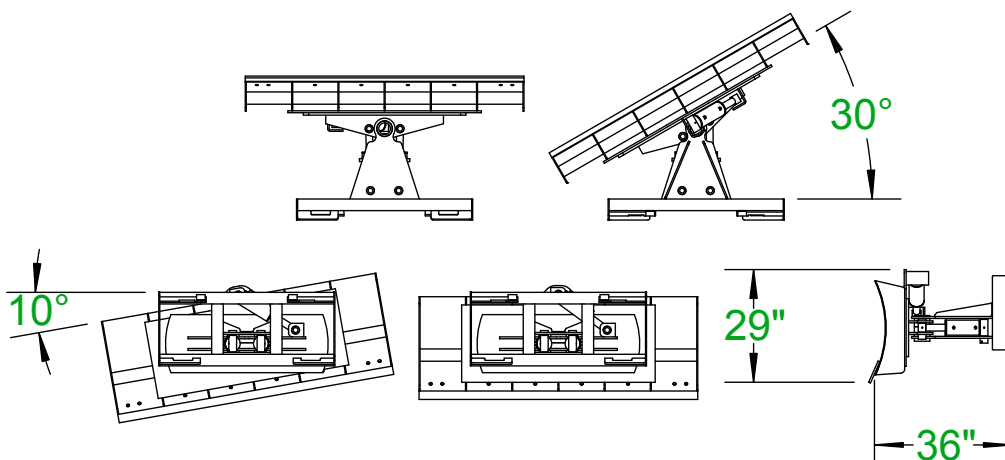
6-way Picture shown




Our X-treme 4-Way and 6-Way Dozer Blades are an excellent tool for grading. Easily cut a road, level ground for building, or cut a ditch. The dozer blade comes with an electric over hydraulic valve to operate the tilt function of the blade. Only one set of auxiliary hydraulics are needed.

- Electric over hydraulic valve
- Replaceable cutting edge is available
- Available sizes: 72", 84", 96"
- Wire harness included
- 3/16" mold board
- 3-1/2" x 4" cylinders
- 1/2" edge
- Available with universal 8 or 14 pin wiring harness
- Optional 4-Way Dozer Blade available

X-treme 6-Way Dozer Blade Specs



Multi Purpose Angle Blade



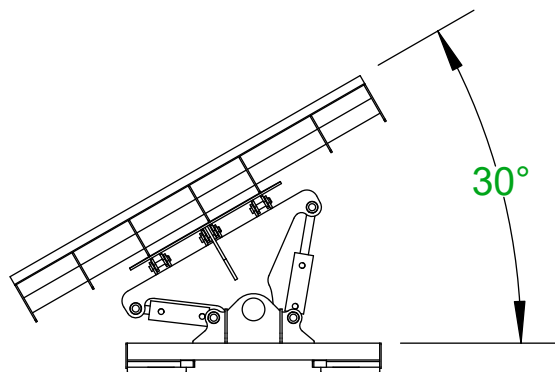
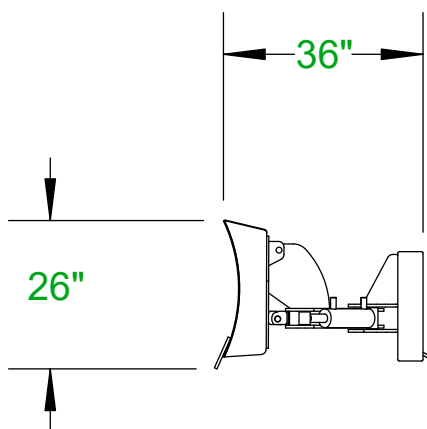
Our Multi Purpose Angle Blade is different from most. Our engineers have designed this Multi Purpose Angle Blade to be used as a snow plow and a angle blade with ease. To use this as a snow plow, simply remove the center pin. This allows the blade to tip when hitting something. Our powerful springs retract the blade into position as soon as the object is cleared.

To use as an angle blade, leave the center pins in, and you are ready to move some earth. This is a 4 way dozer blade, up and down from your skid steer, and side to side from the attachment.

Our plows have 1/2" thick 6" wide replaceable bolt on cutting edges. The blade comes with two 3" bore 6" stroke cylinders, couplings, and hoses so the attachment is ready to use when it is received.

- Operates as a snow plow or dozer blade
- Constructed with 1/2" thick by 6" wide replaceable bolt on cutting edges
- 3" bore 6" stroke cylinders
- 3/16" mold board
- Available sizes: 72", 84", 96", 108", 120"

Multi Purpose Angle Blade Specs

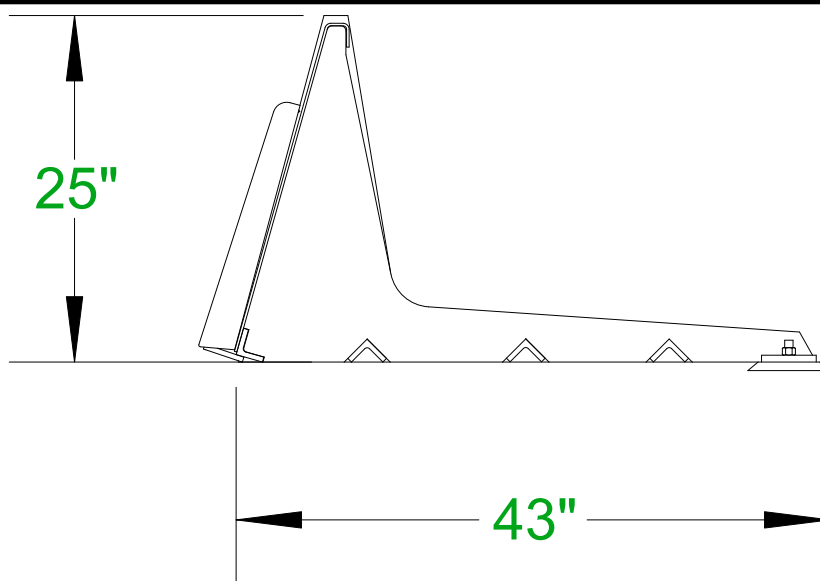




Our land leveler are available in 72", 78", and 84" widths and are used to cultivate, grade, cut, and mainly level land. This attachment is not designed to transfer large amounts of dirt. The land leveler is specifically used for leveling jobs such as dirt roads and gravel driveways.

- Replaceable edge
- Available sizes: 72", 78", 84"

Land Leveler Specs



Ripper / Box Scrape Ripper

Ripper

Our Ripper is great for ground penetration. Easily prep a garden or till up some land with the ripper. The tines are adjustable for more or less ground penetration.



Picture shown with optional finishing rake.

- Adjustable tines
- Optional finishing rake
- Available sizes: 48", 60", 72", 84", 96"

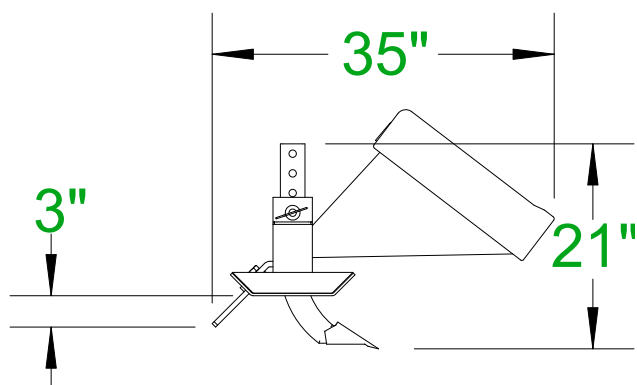
Box Scrape Ripper

Our Box Scrape Ripper is perfect for reconditioning gravel roads and driveways. The rippers will resurface the buried gravel and the cutting edges will smooth out and level the gravel. You can drive forward or backwards, simply remove the rippers and rotate them.

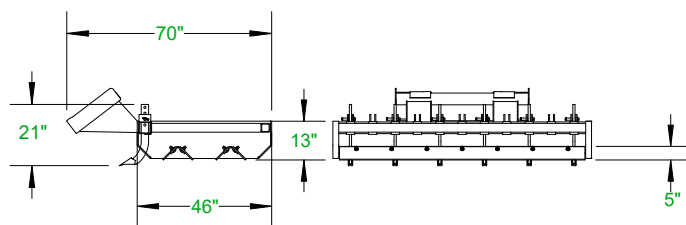


- Replaceable and reversible cutting edges
- Replaceable ripper shanks

Ripper Specs



Box Scrape Ripper Specs



X-treme Skid Steer Rotary Tiller



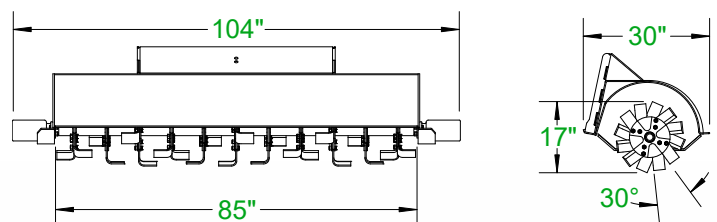
High Flow



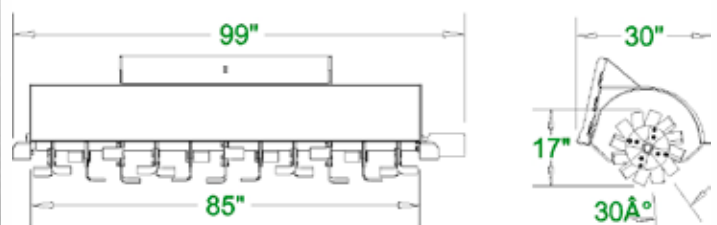
Low Flow

The x-treme rotary tiller is a perfect attachment for tilling gardens and small fields. It's also great for deer hunters to use to make food plots. This tiller has a bi-directional rotation and can till ground up to 6" deep. CID manufactures two configurations of rotary tillers. We make a low flow single motor tiller that runs between 14 -20 GPM. We also make a high flow tiller with a dual motor system that runs 20-40 GPM.

X-treme High Flow Rotary Tiller Specs



X-treme Low Flow Rotary Tiller Specs



- Bolt on replaceable tines
- 1/4" plate, rolled housing
- 3/8" sides with 3/8" thick shoes
- Low Flow 14-20 gpm. Single parker motor with internal relief valve
- High Flow 20-40 gpm. Dual parker motors with internal relief valves and 3/4" machine hose

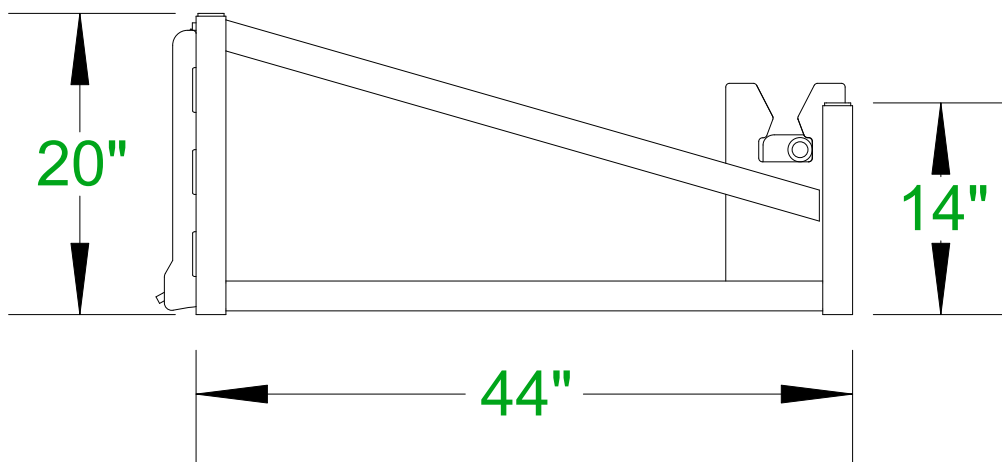
Sod Roller



This attachment is used to assist in laying down rolls of sod. It is an essential tool for those doing lawn renovations and new home construction.

Its simple design requires no hydraulics whatsoever. The strong tubular frame handles rolls of sod up to 48" wide and 60" in diameter, and requires fiber or plastic cored rolls.

Sod Roller Specs



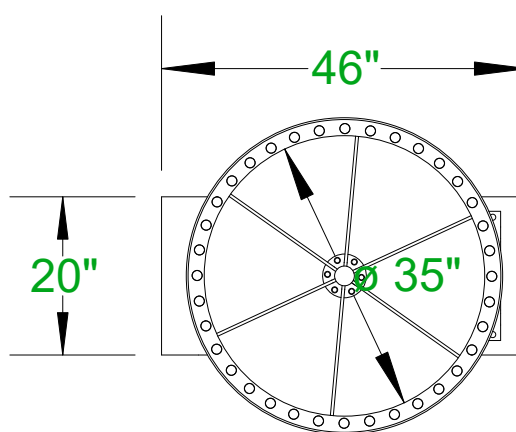
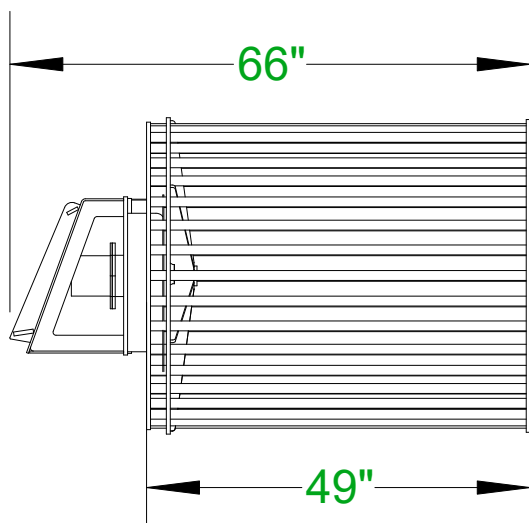
Rock Picker



Simply scoop up the dirt and rocks, spin the drum and the rocks are picked clean. Perfect for construction cleanup, storm cleanup or any type of debris cleanup where you want the dirt separated.


- Direct drive design
- 1 1/4" heavy duty steel rods
- American made hydraulics
- No chains or sprockets
- 20 GPM standard, high flow option

Rock Picker Specs



X-treme Skid Steer Trencher

Our X-treme Trencher is ideal for trenching water lines and cable lines in a timely manner. With a dirt chain, 1/2 rock & frost or full rock & frost we are sure to have a chain to fit your trenching needs. We offer 2 arm sizes for different digging depths.



- Different chain widths, 36" or 48" lengths
- 15-20 GPM
- 20-30 GPM
- 15" auger

X-treme Trencher Specs

